

2 · 0 · 2 · 4



www.andersoncofair.com

www.facebook.com/andersoncofair

2024 GRAND MARSHAL

Dr. Sandi Otipoby and Dwight Nelson

Sandi and Dwight have lived in Garnett for over 30 years, raising their children, running a successful business and supporting their local community. Sandi grew up in Diamond, MO, the third child of seven. Sandi's roots in 4-H run deep. She was very active in 4-H growing up, with projects including Beef, Jr. Leadership and Horses. Sandi was a Missouri State 4-H Office Representative and attended 4-H Leadership Conference in Washington D.C. She was a Key Award recipient and a Senator Danforth Leadership winner. Sandi was also active in FFA, taking on leadership roles as an officer and was on the Livestock Judging team. Sandi attended Missouri Southern State College and graduated with a degree in Dental Hygiene. Sandi then graduated from UMKC Dental School in 1993. Sandi has practiced dentistry in Anderson County for over 30 years. She is a member of the Kansas Dental Association.



Dwight grew up on a farm near Concordia, KS with two brothers and a sister. The family farm raised beef and grew wheat, milo, corn and soybeans. Off the farm, Dwight participated in sports and played the baritone in the band. After high school, Dwight graduated from Kansas State University with a Bachelors Degree in Agricultural Economics. After graduation, Dwight went to work for the Hepler State Bank in Hepler, KS as a lending officer. While in Hepler, he was the President of the Hepler Ruritans. It was while he was living and working in Hepler that he met Sandi at a popular SE Kansas dance hall. Most of us know Dwight from Goppert State Service Bank where he has worked for 32 years.

Sandi and Dwight have two children, Amanda and Derrick. They consider themselves a 4-H family and both kids were very active in Anderson County 4-H and FFA. Both are graduates of Kansas State University. Amanda and husband Drew reside in Manhattan where Amanda is a Dental Hygienist. Derrick took his degree in Milling and Bakery Science and works for Mennell Milling in Newton, NC.

Since moving to Anderson County, Sandi and Dwight have been pillars of their local community. Sandi has been a member of the Chamber Players, AAUW, and President of the KDA, Flint Hills District. Dwight has been President of the Anderson County School Board, President of the Lions Club, President of the Garnett Country Club and a member of the Masonic Lodge, ACDA, LGGPR and Garnett Planning Commission.

Sandi and Dwight's support to the Anderson County Fair and 4-H program has long been a part of their lives. They valued raising their family in a rural community and have, in turn, enriched our community with their service. Sandi has served on the Anderson County Fair Board and 4-H Council. Both have served as project leaders for the Lucky 13 4-H club, with Sandi also serving as a community leader. The landscape of the current Anderson County Fair has been greatly impacted by Sandi through the initiation of the Meat Goat Project in Anderson County. Sandi was instrumental in blazing a trail for many 4-H members by introducing this project to our county. The humble beginning of five goats at the first Anderson County 4-H Meat Goat show has turned into one of the largest projects in our county. Sandi has also been the dairy goat Superintendent for 20 years. Sandi and Dwight have also supported Anderson County 4-H youth through auction premiums, award sponsorships and elbow grease, helping many hours at the fair.

When not working or serving their community, Sandi manages a small herd of Lamancha Dairy goats. She has been to many shows over the years and is currently making and selling goat soap. Dwight enjoys college and professional sports, and is a big Wildcats, Royals and Chiefs fan.

ANDERSON COUNTY FAIR & RODEO SCHEDULE

- Monday, June 10** Open 4-H & FFA Pre-Entry opens
- Wednesday, July 10** 4-H & FFA Fair Entries due. Late entry fee is \$25.
Pollorum Testing - Saturday, July 6, 2024.
- Friday, July 19** Final day to enter open class entries and be entered in a special drawing. Entries will be accepted on Monday, July 29, however pre-entry is encouraged.
- Saturday, July 20**
9 a.m. 4-H Geology Judging – Extension Office Meeting Room
- Saturday, July 27**
8:30 a.m. 4-H Pre-Fair Judging – Community Building
(Clothing, Fashion Revue, Visual Arts, Fiber Arts, and Photography)
10:30 a.m. Entries MUST be in the building by 10:30 a.m.
12 p.m. Work day and setup the Community Building, Quonset Hut and Livestock Barns
- Sunday, July 28**
7:30 a.m. Check in for Horse Show
8 a.m. Horse Show
- Monday, July 29**
12 p.m. Tammy Egidy Cookie Jars MUST be on display in the community building
1-3 p.m. Enter Open Class Foods. Judging will be Tuesday at 9 a.m.
1-4 p.m. Enter & Conference Judging of all 4-H Foods
1-2 p.m.: Star Shooting and Cherry Mound
2-3 p.m.: Lucky 13
3-4 p.m.: Seekers Not Slackers
1-5 p.m. Enter all other 4-H & Open Class Exhibits
(Open Class Foods Entry ends at 3 p.m. 4-H Judging ends at 4 p.m.)
5-7 p.m. 4-H Foods Bake Sale
5:30 p.m. Judging of all Horticulture and Floriculture
5-7 p.m. Enter & Weigh All Market Sheep, Meat Goats and Swine
To minimize confusion, please have swine in pens by 5 p.m.
5-8 p.m. Enter All 4-H and Open Class Poultry and Rabbits
6-8 p.m. Enter & Weigh All Market Beef
After weigh-in is completed, there will be a Livestock Exhibitors meeting in the arena. Frontier Farm Credit will be serving a hot dog dinner to Exhibitors in the evening.
- Tuesday, July 30**
8:30 a.m. Swine Show – *Beachner Grain is providing doughnuts and drinks before the swine show.*

Tuesday, July 30 Continued

- 9 a.m. Open Class foods judging
11 a.m. Rabbit Show – Livestock Arena
Show will start 15 minutes after the Swine Show, if it's not completed by 11 a.m.
- 1 p.m. Judging of remaining 4-H and Open Class Exhibits,
Boy Scouts & Girl Scouts Exhibits
- 12:30 p.m. Community Building will close at 12:30 p.m. for judging and reopen at 3 p.m.**
- 1:30 p.m. Poultry Show – Livestock Arena. **PLEASE NOTE: It will begin at 1:30 p.m. or following the Rabbit Show.**
- 7 p.m. Parade – Stadium
After Parade Pedal Tractor Pull – North End of Stadium
- 8 p.m. Fashion Revue & 4-H Awards Presentation – Livestock Arena
6-10 p.m. Fun Services of KC
8 p.m. Ranch Rodeo

Wednesday, July 31

- 9 a.m. Meat Goat Show
4-6 p.m. Enter Pies – Community Building
5:30-7 p.m. Merchant Tent
6 p.m. Sheep Show
6-10 p.m. Fun Services of KC
6:15 p.m. Judging of Pies
6:30 p.m. GSSB Kids Cash Grab
7:30 p.m. Presentation of Pie Awards & Pie Auction – Tent on ballfield
8 p.m. Open Mic Night – Tent, following prize drawings

Thursday, August 1

- 9 a.m. Dairy Goat Show
9:30 a.m. Dairy Cattle Show
10:30 a.m. Livestock Judging Contest
1 p.m. Pet Contest – Livestock Arena
6 p.m. Bucket Calf Interviews & Show
6:30 p.m. Beef Show

Friday, August 2

- 9 a.m. Round Robin Showmanship Contest
11 a.m.-3 p.m. Release All 4-H & Open Class Exhibits
5:30 p.m. Livestock Buyers and Award Sponsor Appreciation Supper –
Community Building
7 p.m. Livestock Premium Sale

Saturday, August 3

- 7 p.m. Tractor Pull

Sunday, August 4

- 4:30 p.m. Volunteers and 4-H families cleanup fairgrounds

2024 CONCESSION STAND SCHEDULE

DATE	TIME	CLUB	INFO
Tuesday	8 a.m. - 1 p.m.	Cherry Mound	Pig Show
	1 - 5 p.m.	Lucky 13	
	5 - 10 p.m.	Star Shooting	Ranch Rodeo
Wednesday	8 a.m. - 1 p.m.	Lucky 13	Goat Show
	1 - 5 p.m.	Star Shooting	
	5 - 10 p.m.	Cherry Mound	Sheep Show
Thursday	8 a.m. - 1 p.m.	Lucky 13	Dairy Show
	1 - 5 p.m.	Seekers Not Slackers	
	5 - 10 p.m.	Seekers Not Slackers	Beef Show
Friday	8 a.m. - 10 a.m.	Star Shooting	



Lake Region Solid Waste Authority

SUSTAINABILITY AWARD NOMINEE

To be eligible for the Sustainability Award, 4-H, FFA, and Open Class members will need to declare their project as a nominee. Once nominated, their project will be judged by the Lake Region Solid Waste Authority. Entries will be judged based on the following:

- Illustrates the benefits of recycling and/or use of recycled materials
- Encourages household composting
- Promotes waste reduction and /or landfill diversion



TABLE OF CONTENTS

Grand Marshal	Inside Cover	4-H and FFA Divisions	
Schedule	1-2	Beef.....	62-63
Sustainability Award Nominee	3	Bucket Calf	63-64
Fair Association Members	5	Dairy	65
Corporate Sponsors	6-20	Dairy Goats.....	65
Major Sponsors	21-26	Horse.....	66-67
In Memory	27-28	Meat Goats.....	67
Scholarship Winners	29-30	Poultry.....	68
Fair Entry	31	Rabbits	69-70
Anderson County Fair Parade.....	32	Sheep.....	70
Pie Baking Contest.....	33	Swine	71
Open Pet Show.....	34	Round Robin.....	72
Event Ticket Information.....	35	Cloverbud Showcase	72
General Rules and Regulations.....	36	Banners	73
Open Divisions		Clothing	73-75
Beef Cattle	37	Crops.....	75-76
Dairy Cattle.....	37	Energy Management.....	76-78
Horse.....	38-39	Entomology.....	78-83
Poultry.....	38-39	Fashion Revue	84
Rabbits	39-40	Fiber Arts	84-86
Sheep.....	40	Floriculture	86-87
Pee Wee	41	Foods.....	87-90
Baking.....	41-44	Food Preservation	91-92
Crafts.....	44-45	Forestry	93-95
Farm, Orchard & Garden Products		Geology/Lapidary	96-99
.....	44-46	Home Environment.....	99-100
Fiber Arts/Textiles	47-49	Horticulture.....	100-101
Floriculture	49-50	Photography	101-103
Food Preservation	51-53	Self Determined	104
Photography	53-54	Shooting Sports.....	104-105
Quilts.....	55-57	STEM.....	105
Premium Payout Amounts.....	57	Visual Arts	105-106
Sustainability Award Nominee	58	Wildlife	106
4-H and FFA Rules and		Woodworking	106-107
Regulations	58-60	FFA	107
4-H and FFA Sale	60-61	Advertisements	108-127
Fairgrounds Clean-up Schedule.....	61	4-H and FFA Awards Sponsors	
Herdsmanship Contest	61-62	128-129
Livestock Judging	62		

2024 ANDERSON COUNTY FAIR ASSOCIATION

PO Box 301
Garnett, KS 66032

Email address: andersoncofair@hotmail.com

Website: www.andersoncofair.com

Facebook: www.facebook.com/andersoncofair

Fair Entry website (4-H/FFA and Open): <http://andersoncofair.fairentry.com>

Executive Board

Kirby Barnes, President
Jess Rockers, Vice President
Jody Newton, Secretary
Debbie Davis, Treasurer

Ruth Pracht
Mike Teter

Sandie Fritz
Justin Zook

Nick Durand
Cody Davis

Committees

Rules

Executive Board
Members

Commercial Booths

Ruth Pracht

Fair Book

Jody Newton
Angela McSpadden

Advertising

Ruth Pracht

Ranch Rodeo

Brant Miller
Jess Rockers
Kirby Barnes

Pie Baking Contest

Sandie Fritz
Cody Davis

Sponsor/Finance

Debbie Davis
Jess Rockers

Parade

Kenny Kellstadt
Garnett Optimist Club

Demolition Derby

Jess Rockers
Kirby Barnes
Mike Teter
Andrew Keith
Nick Durand

Tractor Pull

Kirby Barnes
Nick Durand
Andrew Keith
Justin Zook
Mike Teter

Sale

Ron Ratliff
Christy Ratliff
Bill Pracht
Stacy Sprague

2024

CORPORATE SPONSORS



Wittman Auto Parts
138 E. 6th Ave., Garnett, KS
785-448-6611

Mont Ida Meats

Howard Yoder
Owner-Operator

22468 NW Indiana Rd.
Welda, KS 66091
(785) 489-2212

2024

CORPORATE SPONSORS



— GARNETT —
FAMILY DENTAL

240 W. 4th Ave.

Garnett, KS

785-448-2487

garnettfamilydental.com



The Place to Find Your Place!

www.KsPropertyPlace.com

501 E. 4th Ave., Garnett

785-448-3999

Now Offering Auction Services



2024

CORPORATE SPONSORS



BUILDING TRUST WITH QUALITY WORK

785.448.9500

26296 NE Hwy. 169, Garnett

PrecisionEnterprises.com

Steel & Post Farm Structures • Spray Foam Insulation

Call today for a FREE Quote!



SONIC DRIVE IN

supports the Anderson County Fair and
wishes all participants GOOD LUCK!

Stop by and check out our

Happy Hour, Everyday 2-4 p.m.

1/2 Price Drinks & Slushes

Hwy. 59, Garnett

785-448-6393

Jason and Paula Sjorlund, Owners



2024

CORPORATE SPONSORS

McAdam Framing

Jeremy McAdam



785-304-2172



- Custom Work
- New Home Construction
 - Remodel • Barns
- Siding • Windows • Roofing
 - M.A.C. Inspections

Beachnet

GRAIN, INC.

Fertilizers • Chemicals • Custom Application

Feed • Seed • Livestock Supplies

Licensed and Bonded

Garnett 785-448-3712

Kincaid 620-439-5600

Greeley 785-867-2140

Richmond 785-835-6125

Harris 785-448-6808

Williamsburg 785-746-5300

2024

CORPORATE SPONSORS

FEUERBORN
FAMILY FUNERAL SERVICE
Garnett • Iola
www.feuerbornfuneral.com



Keegan Barnes
785-304-2500

Barnes
SEED SERVICE, LLC
Authorized Pioneer Sales Professional

2024

CORPORATE SPONSORS

The Anderson County
Review

112 W. 6th St.

Garnett, KS

(785) 448-3121

MCDANIEL'S



WELDING & FENCE

785-448-8969

2024

CORPORATE SPONSORS

WOLKEN

PLUMBING & ELECTRIC

Sales • Service • Installation

785-448-6771



YORK[®]

HEATING AND AIR CONDITIONING

Heating & Air Conditioning
Radiant Floor Heat

815 W. 11th Ave., Garnett, KS 66032

Valley
R

Agri Service, Inc. • Garnett, KS

20467 NW 1600 Rd., Garnett, KS 66032

(785) 448-6533

SMS Nutrition Products - Crystalyx Products Handling
Grain & Protein Commodities
Asgrow & DeKalb Seed

2024

CORPORATE SPONSORS



Quality Structures, Inc.

167 Highway 59, Richmond, KS

800-374-6988

Richmond, Kansas • Haven, Kansas
Ingalls, Kansas



**Anderson
County Hospital**

SAINT LUKE'S HEALTH SYSTEM

2024

CORPORATE SPONSORS




EXCAVATING
GARNETT, KANSAS

Bonded and Insured

Justin Zook
785-448-4431
785-448-3317

Terry Zook
785-204-0557
785-448-6742




Fuel for the Future

East Kansas Agri-Energy

2024
CORPORATE SPONSORS

MODLIN
FENCING



785-448-8766

Welda, Kansas



Benjamin Realty

Sherry Benjamin, Broker

Land • Homes • Commercial

201 N. Maple St.

Garnett, KS

benjaminrealty@earthlink.net

Office: (785) 448-2550

Home: (785) 241-0532

Cell: (785) 304-2029



2024

CORPORATE SPONSORS



State Farm Insurance

Ryan Disbrow Agent

504 W. Redbud Lane
Garnett, KS
785-448-1660



NEW HOLLAND

AGRICULTURE

Fort Scott, KS • 620-223-2450
Nevada, MO • 417-448-1745
Greeley, KS • 785-867-2600

2024

CORPORATE SPONSORS



AUBURN PHARMACY

"Caring for the health of you and your community"

429 N. Maple • 785-448-6122

Mon.-Fri. 8:30 a.m.-7 p.m. • Sat. 8:30 a.m.-2 p.m.

Connect with our Auburn RXpress mobile app
www.auburnpharmacies.com

WILD CARDS



STORAGE

785-448-4185

785-448-7991

John Foltz Plumbing

& Electric




320 East 5th



785-448-7991

2024

CORPORATE SPONSORS



matt foltz
cell: 785.204.1464
fax: 785.448.5551
mattfoltzconst@hotmail.com



TRULY

INSURANCE

EST 1967

2024

CORPORATE SPONSORS

Heritage
TRACTOR



800-407-TWIN (8946)

620-365-3632

www.twinmotorsfordks.com

2024

CORPORATE SPONSORS

**RJ
ENERGY**



GSSB

GOPPERT STATE SERVICE BANK

Three Locations To Serve You:

106 E. 5th Ave., Garnett, KS

114 N. Maple St., Garnett, KS

207 E. Broad St., Colony, KS

785-448-3111

MAJOR SPONSORS

We offer multiple companies, so we can offer multiple choices!!



Michelle Ware
Insurance Agent



Kimberly Robrahn
Municipal Account Manager



Kristen Hermreck
Insurance Agent



TrustPoint

Insurance & Real Estate

114 W 4th Ave. • Garnett

785.448.3714

www.trustpointservices.net



Auto · Home · Farm · Crop · Business · Bonds · Work Comp · Life



7 Days A Week

- *Everyday Food Selections*
- *Gift Selections*
- *Convenience Store & More!!!*

**Highway 169 & 59 Junction
Garnett, Kansas**

(785) 448-6582

6TH AVE BOUTIQUE & WESTERN WEAR

427 W. 6TH AVE., GARNETT · 785-448-2276 · MON.-FRI. 10-6, SAT. 10-3

We carry a large selection of men's, women's and children's clothing, boots, shoes, jewelry, accessories and gift items.

» ARIAT

» ROCK AND ROLL

» GRACE LA



Flying K Enterprises

Greeley, KS

785-241-1749

MAJOR SPONSORS



**701 N. Maple Hwy. 59
Garnett, KS
785-448-5441**

B&W Trailer Hitches

1216 Hawaii Rd., Humboldt, KS 66748

620-473-3664



Ma and Pa's Kettle Corn

Lynn & Shelly Bargmann
Bremen, KS ☎ 785-744-3441

&

Major Popcorn

Hank Newton
Garnett, KS ☎ 785-204-1501




309 N. Maple St., Garnett
(785) 448-5711
www.dutchcountrycafe.com

Welcome to our table!

At Dutch Country Cafe we believe family, friendships and communities become stronger through relationships. We invite you to take a step back in time and enjoy the rich heritage and food from the traditions of the Esh and Stoltzfus families.

MAJOR SPONSORS



HOEGEMEYERTM
THE RIGHT SEED.

Contact your local dealer,
Richard Parks, at
785-448-4177
for all your seed needs.



PRAIRIELAND
P A R T N E R S

2701 N. State St., Iola KS
(800) 367-2187 • (620) 365-2187




JEFF'S TOWING & RECOVERY
We Can Hook You Up!

Jeff Chandler, Owner
1110 E. 4th Ter., Garnett, KS
Office & Impound Lot
785.448.5830
jeffstowing1669@yahoo.com

24/7 Service

RICKERSON
PIPE LINING



World's Longest Lasting Pipe

MAJOR SPONSORS



YUTZY Custom Structures
1-800-823-8609

www.yutzycustomstructures.com

EDGECOMB FLOORING

Sales & Installation 

QUALITY

785-448-3899

INTEGRITY

MAPLE STREET LIQUOR



410 N. Maple St., Garnett, KS

785-448-7106

Monday-Friday 7:30 a.m.-5:30 p.m.

Saturday 8 a.m. - 4 p.m.

We offer:

- Key Cutting
- Screen Repair
- Lumber
- Rental Equipment
- DeWalt Tools
- Larson Storm Doors
- Ellison Windows

MAJOR SPONSORS

MILLER HARDWARE

Your neighborhood **ACE**
Hardware

703 N. Maple St.
Garnett, KS

785-448-3241

Mike & Amy
Blaufuss,
Owners

*Pat's Signs
& Banners*

561 Main St.

Osawatomie, KS 66064

913-755-4474



505 E. 6th St.

Le Roy, KS 66857

(620) 964-2225

Cleanup Courtesy of

CHORE-BOYZ-SERVICE LLC

Livestock Waste Management & Removal

Ron Peine-Owner/Operator, Greeley, KS

Manure hauling, spreading, loading, stables,
holding pens, feed lots, hay rings, etc.

913-636-1099 or 785-867-3670

In Memory



Grant Corley

October 10, 1943 - November 3, 2023

Grant always wanted to be a farmer. He bought first tractor at age 12 and farmland when he was 16. Grant was a member of the Anderson County Fair Board for several years. He served as the farm & garden superintendent at the Anderson County Fair for 58 years along with his wife Gayla and their children. Grant and Gayla were the Anderson County Fair parade marshals in 2008. Grant will be missed at the garden and crops check in table.



Bonnie Rook

November 9, 1941 - November 17, 2023

Bonnie spent many years preparing food entries for the county fair. Two of her favorite things were cooking and kids, this led to her serving many years as open class baking superintendent. During her time of doing this she passed the tradition on to her daughter and granddaughters. Bonnie will definitely be missed at the open baking table at the county fair.



Mary Adams Finkenbinder

June 5, 1920 - November 21, 2023

Mary was very active in many community organizations. While her children were growing up, Mary was an active leader of the Star Shooting 4-H club. During her time as leader she served as a Community and Project leader. Mary was also chosen as a volunteer of the year by the Anderson County Extension Council.

In Memory



John B. Wolken

December 12, 1940 - December 9, 2023

John was a long time Anderson County Fair supporter. Honesty and hard work were two traits commonly associated with John. He spent many hours at the county fair while his children and grandchildren were participants at the fair. Even after all were grown and moved on, he continued to be at steer weigh in, helping in any way he could. John will definitely be missed at steer weigh in at the county fair.



Gail "Tub" Ratliff

April 7, 1938 - December 21, 2023

Tub was more than a farmer and a stockman, he loved almost all ag related activities and was involved in many facets throughout his life, beginning as a young man. He was active in 4-H as a boy, he enjoyed many successful years, showing the State Champion fat lamb in 1955. He was named the Kansas Jaycees Outstanding Young Farmer in 1970. Tub wanted his children to learn through 4-H when they were young and growing up and he served as a club leader for the Cherry Mound 4-H Club. Tub also served on the Anderson County Fair board and was a long time award sponsor. Tub never lost his passion to watch his grandkids compete.

2024 ANDERSON COUNTY 4-H SCHOLARSHIPS



**Reagan
Witherspoon**

Reagan is a member of the Cherry Mound 4-H Club. Being a part of 4-H has impacted Reagan's life in so many differ-

ent ways. She learned life skills such as responsibility, being independent, and making new friends. She loved volunteering and giving back to her community. Helping at fair and being involved in Cornstock are among two of her favorites. She plans to attend Neosho County Community College and pursue a career in nursing.



**Landon
Kraft**

Landon is an 11 year 4-H member, participating in two different clubs during his experience and finishing his career with

Star Shooting. Landon has realized the importance 4-H has had in his life and how they as a club have impacted his community. Landon is proud of the part he played in making his community a better place. Landon plans to attend Allen County Community College and take pre-engineering classes. After receiving his associate degree, he will pursue a degree in engineering at Kansas State University.



**Ronin
Calley**

Ronin has been in 4-H since he was seven years old. He has learned leadership skills through his 4-H experience. He

has learned responsibility and setting healthy boundaries with time management. His favorite projects are geology boxes and leadership. He plans to attend Neosho County Community College pursuing a career in graphic arts.



**Taryn
Morrow**

Taryn is a fourth generation 4-H member of Star Shooting. 4-H has taught her to publicly speak, take care of her animals, and

create memories with people she cares about. Taryn plans to attend Kansas State University and pursue a degree in Kinesiology.

***“Congratulations, Reagan, Landon, Ronin
and Taryn on great 4-H careers!”***

PAST 4-H SCHOLARSHIP WINNERS

Kelli Bunnel – 2004	Seth Wolken – 2015
Dena Bunnel – 2005	Cassidy Lutz – 2016
Not given in 2006	Not given in 2017
Aaron Sobba – 2007	MaKayla Jones – 2018
Rachel Wiley – 2008	Abbie Fritz – 2019
Alyssa Sobba – 2009	Guy Young – 2020
Eli Johns – 2010	Hailey Gillespie – 2021
Colby Brownrigg – 2011	Hayden Newton – 2022
Amanda Nelson – 2012	Tyler Gillespie – 2023
Wyatt Pracht – 2013	Talon Jasper – 2023
Storm Pracht – 2014	Reese Witherspoon – 2023

The scholarship was first started with memorial monies from the family of Maurice (Maury) Harrington (1931–2003), retired Anderson County Agricultural Agent.

Families of Alfred Bunnel (1928-2003), 4-H leader and longtime fair board member; and Waldo Poovey (2004), longtime fair board member and 4-H livestock leader, chose the 4-H Scholarship for their memorial monies.

The family of Helen Cubit (2007), former Anderson County Home Economics Agent and longtime 4-H Community Leader of Lucky 13, also gave memorial money to the 4-H Scholarship.

www.frontierdistrict.ksu.edu

ANDERSON COUNTY FAIR ENTRIES

**All Departments and Divisions,
including Open and 4-H/FFA,
will enter exhibits online at
<http://andersoncofair.fairentry.com>**

4-H/FFA —

PRE-ENTRY JUNE 10-JULY 10

*All 4-H/FFA exhibitors must pre-enter by July 10 or they will incur a \$25 late fee. Entries will NOT be added at the fair in the 4-H division; you may enter it in open class.

OPEN —

PRE-ENTRY JUNE 10-JULY 19

*Pre-entry for open class is not required (except poultry and rabbits) but appreciated.

OPEN CLASS —

Skip the lines on Monday Entry Day by pre-entering.
Entry tags will be printed and ready to go!

Online entry is designed to be completed with a computer or even a smart phone using the login you created in 2016.

Bring a self-addressed and stamped envelope so your premium money can be sent to you; there will be no payouts at the fair.

ANDERSON COUNTY FAIR PARADE

Tuesday, July 30

REGISTRATION: Entries and floats due by **July 27** via email.

Email: andersoncofair@hotmail.com

6 p.m. – Floats line up for judging.

6:30 p.m. – Bicycles, horses and riders, etc. line up and judging

6:55 p.m. – Presentation of 4-H Scholarship

7 p.m. - Parade begins

PARADE COORDINATORS: Kenny Kellstadt,
Garnett Optimists, Bill Pracht and Jake Strobel

THEME: *Stars, Stripes and Anderson County Fair Nights*
Grand Marshal: Dr. Sandi Otipoby and Dwight Nelson

RULES FOR FLOAT ENTRY: Any truck or trailer more than 8' in length,
appropriately decorated and carrying out the theme, will be considered a float.

NO THROWING OF CANDY FROM FLOATS ALLOWED DURING PARADE.

Float Prizes	1st	2nd	3rd
Best Commercial Float	\$50	\$30	\$15
Best Organizational Float	50	30	15
Best Youth Float	50	30	15
Best 4-H Float	50	30	15
Best Assisted Living Float	50	30	15
Man, rider.....	5	3	1
Woman, rider	5	3	1
Boy, rider	5	3	1
Girl, rider.....	5	3	1
Horse-drawn vehicle	3	2	1
Antique Car	10	6	3
Antique Tractor or Farm Equipment.....	10	6	3
Best Boy's Decorated Bike	3	2	1
Best Girl's Decorated Bike	3	2	1

***Each child under the age of 12 with pony gets \$1.**

****All floats entered which do not receive a ribbon placing will get \$10.**

PEDAL TRACTOR PULL

after Parade


Sponsored by Anderson County Farm Bureau Association

BOYS AND GIRLS AGES 4-11

Prizes awarded to all contestants.

Tractor and sled provided.

Pre-entry at Anderson County Farm Bureau.



**20TH ANNUAL
PIE BAKING CONTEST**

Anderson County Fair

Wednesday, July 31

Judging begins 6:15 p.m.

Tent at the Fairgrounds

Bring pie and recipe to Community Building Kitchen.

Between 4 p.m. and 6 p.m.

NO cream, meringue, pumpkin, cream cheese, or whipped cream pies.

JR. DIVISION - 17 AND UNDER

SR. DIVISION - 18 AND OVER

Awards Presented at 7:30 p.m. • Auction at 7:45 p.m.

Proceeds go to the Anderson County Fair and Anderson County 4-H Scholarship

Sr. Division Prizes:

1st place – Gift Basket & \$100 cash

2nd place – Gift Basket & \$60 cash

3rd place – Gift Basket & \$40 cash

Jr. Division Prizes:

1st place – \$50 cash

2nd place – \$30 cash

3rd place – \$20 cash

Contact:

Sandie Fritz (785) 304-2529

OPEN PET SHOW

Sponsorship and Management:
Amanda Allison & Countryside Vet Clinic

Thursday, August 1

1 p.m. • Livestock Show Arena

General Guidelines

1. This is a youth event for ages 5 – 16.
2. All dogs (goats, potbellied pigs) must be on a leash at all times.
3. All cats or other pets (rabbits, ferrets, pocket pets, turtles) must be restrained in carrier or appropriate cage. When handled outside carrier, cats should be fitted with harness/collar and leash.
4. Children under 16 years old should be accompanied by parent/guardian when outside of show ring.
5. Animals should be kept separated from other contestants at all times to prevent fights and serious injury.

Showmanship – 100 point scale

(Class is open to ALL pets. Tables will be provided for pets needing assistance. Dogs will be required to walk on leash for judging. Animals not able to walk on a leash will be judged separately.)

Care of the Pet – 20 points

Owner will be judged on the overall cleanliness of pet.

Knowledge of the Handler – 60 points

Each owner will be judged on their ability to answer questions about their pet.

Coordination between Owner and Pet – 20 points

Owner will be judged on ability to walk animal on leash and respond to basic commands such as “sit.” Pets not able to be walked on a leash will be judged on the owner’s presentation of the pet on the table.

Owner/Pet Look-A-Like – 100 point scale

(Class is open to all pets.)

Care of the Pet – 20 points

Knowledge of the Owner – 30 points

Resemblance – 50 points

Owners will be judged on their ability to look like their pet.

Judging will be very informal.

Dog Companion Class in Memory of David Scheckel – 100 point scale

(Class is for dogs only.)

Care of the Dog – 25 points

Knowledge of the Handler – 25 points

Conduct and Partnership – 50 points

EVENT TICKETS

NO ADVANCED TICKETS SOLD

RANCH RODEO

Tuesday, July 30 • 8 p.m.

Rodeo Arena

For Information Contact: Brant Miller (620) 380-1778

Tickets at the Gate \$5

Children ages 5 years and under are free.

TRACTOR PULL

Saturday, August 3 • 7 p.m.

Rodeo Arena

For Information Contact: Kirby Barnes (785) 448-4049

Tickets at the Gate \$15

Children ages 10 years and under are free.

Gates open at 4 p.m.

GENERAL RULES AND REGULATIONS

1. Livestock must be owned by the exhibitor; farm product and other articles must be exhibited by the producer or maker.
2. Cattle determined by exhibition staff to have lesions of ringworm, warts or infested with mange will not be permitted to exhibit.
3. Sheep shall:
 - Be free of any signs of “sore mouth.”
 - Be free of any signs of active fungal (ringworm) infection, including club lamb fungus.
4. Goats determined by exhibition staff to have sore mouth, lesions of ringworm, warts or infested with mange will not be permitted to exhibit.
5. The same article or animal will be allowed to compete for only one premium, except for the championship, group prizes and special classes.
6. Exhibits must be entered with the superintendent of the department on Monday of the Fair according to the printed schedule.
7. No consumption of alcoholic beverages in barns and on fairgrounds.
8. All exhibits will remain in place until 11 a.m., Friday of the Fair.
9. All exhibits must come from residents in Anderson, Franklin, Coffey, Allen, Linn, Miami, Osage, Woodson, or Bourbon counties.
10. No article of animal deemed unworthy will be awarded a premium.
11. All open class premiums will be mailed as long as a self-addressed stamped envelope was provided.
12. In no event shall the Anderson County Fair Association or its officers, directors or members be held responsible for any loss or damage to the property or person of the exhibitor or other persons while on the fairgrounds regardless of the cause. All diligence will be used to prevent loss or mishap.
13. The Fair Association reserves the right to have anyone causing disturbance on the fairgrounds removed. The Fair Association also has the authority to withhold premiums and remove entries.
14. In no event shall the Fair Association or its officers, directors or members be held responsible for any injury, theft, loss, death, disease or health problem an animal acquires during transport to and from the fair, or while at the fair.
15. No dogs, cats or other pets, except seeing-eye dogs, hearing assistance dogs, and dogs trained to assist the handicapped, shall be permitted on the fairgrounds during the County Fair, except in the designated areas. In designated areas, pets must be on a leash, contained in living quarters or trailers. Designated areas include in and around the livestock show arena only during the pet show and the trailer parking area. Any animal posing a threat to the safety and enjoyment of fair guests or animal exhibits will be removed.

Grievance Procedure

1. Any complaints shall first be taken to the superintendent. If no agreement is reached, it will be turned over to a three-person grievance committee.
2. A local veterinarian will inspect all animals to see that there is no evidence of contagious or infectious disease at the time of unloading or shortly thereafter.

OPEN BEEF CATTLE - DIVISION A

Superintendent: Bill Pracht

Champion bull each breed
Champion female each breed

1. Date of computing age of beef cattle – September 1.
2. Show order to be determined by superintendent.

Breeds:

1. Angus
2. Charolais
3. Hereford
4. Limousin
5. Simmental
6. Shorthorn
7. Other

2. Senior calf
3. Summer yearling
4. Junior yearling
5. Senior yearling
6. Aged class
7. Bull calf under one year
8. Bull over one year and under two years
9. Bull two years old and over
10. Herd, one male and three females

Classes:

1. Junior calf

Beef Cattle Display Only Pens

1. Must be pre-entered at the Extension office by July 10. (785) 448-6826.
2. Pens for livestock exhibitors will be available for commercial or registered cattle in the middle cattle barn at the fairgrounds. Standard pen area will be 12 feet deep and 12 feet long. Smaller pens will be made available if requested. Pens will be furnished by the Anderson County Fair Association.
3. Livestock may be exhibited and shown in classes above.
4. All livestock pens are to be cleaned twice daily prior to 6 p.m.
5. Charge for exhibit pens will be \$1 per frontage foot.

OPEN DAIRY CATTLE - DIVISION B

Superintendent: Margie Bunnell

Champion male each breed
Champion female each breed

1. Show order to be determined by superintendent.
2. Lactating cows may be brought to the fair the morning of the show and may leave following the completion of the show.

Breeds:

1. Ayrshire
2. Holstein
3. Jersey
4. Other Breeds

Classes:

1. Junior calf, born after 3/1 current year
2. Heifer calf, 9/1 previous year to 2/28 current year

- | | |
|--|-----------------------------------|
| 3. Junior yearling, 3/1 previous year to 8/31 previous year | 6. Three-year-old cow |
| 4. Senior yearling, 9/1 2-years previous to 2/28 previous year | 7. Four-year-old cow |
| 5. Two-year-old cow | 8. Aged cow, 5+ years |
| | 9. Three best animals |
| | 10. Bull calf, less than 6 months |

OPEN HORSE - DIVISION C

Superintendent: Jenny Jasper

Champion each breed-type at halter

Grand Champion at halter

Champion Performance

1. Open Horse Show will run concurrently with 4-H Horse Show - check schedule in front of book.
2. Horse show dress code will be observed (long pants, long sleeved shirt, hat or helmet, boots, etc.).
3. All horses should be accompanied by a negative EIA (coggins test, issued within 12 months of exhibit). These should be made available to officials at the time of entry or upon request.
4. All classes will be held in accordance with the Kansas 4-H Horse Show Rule Book (even though they are open class).
5. If there are less than 3 participants in a class, the judging may be combined with other groups at the judge's discretion. Participants will still receive individual class awards.
6. Class order will be 4-H, Open, then PeeWee (under 7) as printed in fair book (no showmanship Open and PeeWee).
7. For halter classes only, open class exhibitors must show a different horse than anyone has shown in the 4-H division, except PeeWee.
8. Stock-Type horse breeds are Quarter Horse, Appaloosa, Paint, Buckskin, Palomino, etc.
9. Non-Stock-Type horse breeds are Arabian, Morgan, Thoroughbred, American Saddlebred, etc.

Sections:

10. English Pleasure

Halter:

11. Barrel Racing

1. Stock-Type
2. Non-Stock-Type
3. Pony
4. Mule
5. PeeWee (all one class)

12. Pole Bending

13. Flags

Classes:

Halter:

1. Weanling
2. Yearling – 2 year old gelding
3. Yearling – 2 year old mare
4. 3 years - + gelding
5. 3 years - + mare
6. PeeWee exhibitor

Performance:

6. Horsemanship
7. Western Pleasure
8. Reining
9. Trail

Performance:

7. Open
8. PeeWee

OPEN POULTRY - DIVISION D

Superintendent: Rick Sumner

Champion each section under chickens and other
Grand Champion Poultry

1. All poultry must be pre-entered June 10 to July 10 online at <http://andersoncofair.fairentry.com>. This is needed for pen assignment.
2. Poultry must be in place by 8 p.m. on Monday of fair week. Judging will begin at 1:30 p.m. on Tuesday.
3. Any poultry exhibits must meet the Breed Standard as listed in the Poultry Standard of Perfection.
4. Poultry showing symptoms of disease or infection of any type will be denied entrance.
5. Each exhibitor is responsible for the care and feeding of his/her birds.
6. Exhibitors may have up to 20 total birds.
7. Testing for Pullorum disease for exhibition poultry is required every year. A certified tester will be available on a designated date before the fair or individuals can ensure the testing is done and paperwork is provided at the time of entry. Testing is not required for waterfowl or pigeons.

Sections:

Chickens:

1. Large Fowl
2. Bantams
3. Production Pullet Pen
4. Production Hen Pen
5. Meat Pen

Other:

6. Turkeys
7. Ducks
8. Geese
9. Other Poultry

Classes:

Chickens:

1. Cock, hatched prior to Jan. 1 of current year
2. Cockerel, hatched after Jan. 1 of current year
3. Hen, hatched prior to Jan. 1 of current year
4. Pullet, hatched after Jan. 1 of current year
5. Pens of three, all same sex

Other:

6. Male (tom, drake, gander or cock) less than one year
7. Male (tom, drake, gander or cock) one year or older
8. Female (hen or goose) less than one year
9. Female (hen or goose) one year or older

OPEN RABBITS - DIVISION E

Superintendent: Rick Sumner

Champion each breed • Grand Champion Rabbit

1. All rabbits must be pre-entered June 10 through July 10 online at <http://andersoncofair.fairentry.com>. This is needed for pen assignment.

2. Rabbits must be in place by 8 p.m. on Monday of fair week. Judging will begin 15 minutes after the 4-H Swine Show in the Livestock Arena.
3. Only rabbits of outstanding quality, health and vigor will be allowed to enter.
4. Each exhibitor is responsible for the care of his/her rabbits. Two entries per class allowed.
5. Only breeds recognized by the American Rabbit Breeders Association are eligible for Grand Champion rabbit overall and to exhibit at the State Fair.
6. Each rabbit is to be legibly and permanently tattooed in its left ear for identification.
7. Senior rabbits are eight months of age and over for breeds with Intermediate classes, six months and over for all other breeds.
8. Intermediate rabbits are six to eight months of age only for breeds designated with a * or ▲.
9. Junior rabbits are under six months of age all breeds. Designated breeds eligible for pre-junior (under three months).
10. Pre-Junior rabbits are under three months of age only for breeds designated with a *.

Sections:

12. Crossbred

Breeds:

13. Argente Brun

1. Checkered Giant*
2. Californian*
3. Dutch
4. Flemish Giant ▲
5. Himalayan
6. Lop (English & French ▲)
7. Mini Lop
8. New Zealand*
9. Rex
10. Satins*
11. Other Breeds

Classes:

1. Senior Buck
2. Senior Doe
3. Intermediate Buck (* or ▲ only)
4. Intermediate Doe (* or ▲ only)
5. Junior Buck
6. Junior Doe
7. Pre-Junior Buck (* only)
8. Pre-Junior Doe (* only)
9. Meat Pen

OPEN SHEEP - DIVISION F

Superintendent: Karen Gillespie

Champion Ewe, each breed

Champion Ram, each breed

1. Show order to be determined by superintendent.

Breeds:

1. Dorset
2. Hampshire
3. Southdown
4. Suffolk
5. Other

Classes:

1. Ewe over one year old
2. Ewe under one year
3. Ram over one year
4. Ram under one year
5. Flock (one ram, four ewes)

PEE WEE LIVESTOCK

1. Livestock exhibitors under age 7.
2. Exhibitors may borrow livestock from 4-H, FFA or Open exhibitors.
3. Classes held following 4-H/FFA showmanship for each species.
4. Non-competitive exhibit – just for fun.
5. Exhibitors will receive \$2 per class from the Anderson County Fair Board.

Species:

- | | |
|----------------|--------------|
| 1. Bucket Calf | 4. Meat Goat |
| 2. Dairy | 5. Sheep |
| 3. Horse | 6. Swine |

DEPARTMENT G - BAKING

Superintendents: Connie Thompson, Brenda Stephens, Lou Church

Location: Community Building

Grand Champion and Reserve Grand Champion Ribbon

Champion Ribbons will be given in each class division
if five or more items are exhibited.

1. Exhibitor may enter one exhibit per class.
2. Entries are entered from 1-3 p.m., the first day of the Anderson County Fair.
3. **Exhibit the entire food product with a recipe.**
4. Baking items must be made by the exhibitor.
5. Food exhibits must be placed in food grade plastic bags. Exhibits in plastic wrap will not be accepted.
6. Perishable foods are not allowed. Perishable foods are those with custard and cream cheese type fillings and frosting or foods requiring refrigeration. For more details, contact the Extension Office at 785-448-6826 for the publication 4H712 - *Food Safety Recommendations for Safe Fair Exhibits*.
7. **No cupcake liners or papers can be used.**
8. Champion and Reserve Grand Champion entries will be displayed for the entire fair. You may pick up exhibits and ribbons when exhibits are released on Friday.
9. Superintendents can add fair classes for quality exhibits when there are no appropriate classes.

Yeast Bread Classes:

- | | |
|--|---------------------------------------|
| 1. Loaf of White or French | 6. Holiday Bread |
| 2. Loaf of Whole Wheat | 7. Breads Produced in a Bread Machine |
| 3. Dinner Rolls, 3 on a plate (other than whole wheat) | 8. Miscellaneous Yeast Bread |

Quick Breads Classes:

- | | |
|------------------------------------|---------------------------|
| 4. Whole Wheat Rolls, 3 on a plate | 9. Banana, Nut, Zucchini |
| 5. Cinnamon Rolls, 3 on a plate | 10. Muffins, 3 on a plate |

11. Biscuits, 3 on a plate
12. Cornbread, entire product
13. Miscellaneous Quick Bread

Cakes and Cupcake Classes:

14. Unfrosted Angel Food, top side up
15. Unfrosted Chiffon Cake, top side up
16. Cake, frosted, any flavor
17. Bundt Cake, any flavor
18. Miscellaneous Cake, frosted or unfrosted
19. Cupcakes, 3 on a plate, decorated or frosted

Cookies – 3 on a plate

20. No Bake Cookies, any kind, 3 on a plate
21. Chocolate Chip Cookies, 3 on a plate
22. Peanut Butter Cookies, 3 on a plate
23. Sugar Cookies, 3 on a plate
24. Oatmeal Cookies, 3 on a plate
25. Brownies, 3 on a plate
26. Bar Cookies, any kind not listed, 3 on a plate
27. Party or Holiday Cookies, 3 on a plate
28. Miscellaneous Cookies, 3 on a plate
29. Modified Cookie Recipe (reduced calories, sodium, or fat). Submit original recipe and modified recipe on a 3"x5" card, 3 on a plate
30. Snickerdoodles, 3 on a plate

Two Crust Pies

31. Apple
32. Cherry
33. Peach
34. Berry, any kind
35. Miscellaneous, any fruit pie not listed

Candies – four pieces on a plate

36. Fudge
37. Brittle
38. Dipped Candy
39. Miscellaneous Candy

Junior (10 years and younger)

40. Yeast Bread, any type
41. Dinner Rolls, 3 on a plate
42. Cinnamon Rolls, 3 on a plate
43. Quick Bread, any type (zucchini, banana, nut)
44. Muffins, 3 on a plate
45. Biscuits, 3 on a plate
46. Candy, 4 pieces on a plate
47. Cupcakes, 3 on a plate, decorated or frosted
48. Bundt Cake, frosted, any kind, entire product
49. Trail Mix – 1½ cups in a Ziploc bag
50. No-Bake Cookies, 3 on a plate
51. Peanut Butter Cookies, 3 on a plate
52. Snickerdoodle Cookies, 3 on a plate
53. Chocolate Chip Cookies, 3 on a plate
54. Sugar Cookies, 3 on a plate
55. Miscellaneous Drop Cookie, any kind, 3 on a plate
56. Bar Cookie, any kind, 3 on a plate
57. Brownies, 3 on a plate
58. Oatmeal Cookies, 3 on a plate
59. Fudge
60. Miscellaneous Candy
61. Pie, any fruit
62. Miscellaneous Exhibit, not listed above
63. Decorated Cake, not Styrofoam

Teens (11 years to 18 years)

64. Yeast Bread, any type
65. Dinner Rolls, 3 on a plate

66. Cinnamon Rolls, 3 on a plate

67. Quick Bread, any type
(zucchini, banana, nut)

68. Muffins, 3 on a plate

69. Biscuits, 3 on a plate

70. Candy, 4 pieces on a plate

71. Cupcakes, 3 on a plate,
decorated or frosted

72. Cake, frosted, any kind, entire
product

73. No-Bake Cookies, 3 on a plate

74. Drop Cookie, any kind,
3 on a plate

75. Bar Cookie, any kind, 3 on a plate

76. Sugar Cookies

77. Oatmeal Cookies

78. Brownies, 3 on a plate

79. Pie, any fruit

80. Miscellaneous Exhibit,
not listed above

81. Decorated Cake, not Styrofoam

82. Trail Mix – 1½ cups in a
Ziploc bag

Exhibitors Living in a Care Facility

83. Muffins, 3 on a plate

84. Oatmeal Cookies, 3 on a plate

85. Chocolate Chip Cookies,
3 on a plate

86. Drop Cookie, not listed,
3 on a plate

87. Bar Cookie, not listed,
3 on a plate

88. No-Bake Cookie, 3 on a plate

89. Miscellaneous Exhibit,
not listed above

King Arthur Flour

90. King Arthur Baking Contest Class
(All ages - See following rule)

KING ARTHUR FLOUR BAKING CONTEST



FRENCH OR ITALIAN BREAD

All ages, youth & adult

ADULT PRIZES:

1st place: \$75 gift card to the Baker's Catalogue kingarthurfLOUR.com

2nd place: \$50 gift card to the Baker's Catalogue kingarthurfLOUR.com

3rd place: \$25 gift card to the Baker's Catalogue kingarthurfLOUR.com

YOUTH PRIZES:

1st place: \$40 gift card to the Baker's Catalogue kingarthurfLOUR.com

2nd place: \$25 gift card to the Baker's Catalogue kingarthurfLOUR.com

3rd place: King Arthur Tote Bag

Contest Rules:

1. Exhibitors must use King Arthur Flour to be eligible to win prizes. Exhibitor must bring the open bag of King Arthur Flour or submit a UPC label from the flour bag when entering the yeast bread.
2. Exhibitor must have a legible recipe. Directions for preparing the recipe must be clear; measurements should be in level cups, tablespoons, teaspoons or fractions thereof; also include pan size, cooking temperature, number of servings and any other pertinent information.
3. Upon submission, recipes will become property of the Anderson County

Fair and King Arthur Flour, which reserves the right to edit, adapt, copyright, publish and use for publicity, promotion, advertising without compensation.

4. Criteria for King Arthur Flour Baking Contest Yeast Bread: Taste - 50 points, Overall Appearance + Creativity 25 points and Texture 25 points, for a total of 100 points.

DEPARTMENT H – OPEN CRAFTS

Superintendent: Becky King

Location: Community Building

Grand Champion and Reserve Grand Champion Ribbon

1. Exhibitor may enter one exhibit per class.
2. Entries are entered from 1-5 p.m., Monday, July 29.
3. Articles must be made during the last year and never shown at the Anderson County Fair.
4. Exhibits must be made by the exhibitor.
5. Paintings, pictures, and drawings must be framed or matted with tab for hanging.
6. Superintendents can add fair classes for quality exhibits when there are no appropriate classes. Superintendents can also divide a large class into smaller classes.

Adult Classes (high school and older):

1. Watercolor, mounted or framed
2. Mixed Media and Prints, mounted or framed
3. Charcoal or Pencil Drawing, mounted or framed
4. Pastel or Crayon Drawing, mounted or framed
5. Folk Art Painting
6. Painted Saw Blade
7. Sculpture (wood, clay, etc.)
8. Ceramics
9. Jewelry, any kind
10. Leather Craft
11. Scrapbook/Photo Album
12. Original Handmade Greeting Card
13. Recycled Craft Item (explain craft)
14. Miscellaneous Craft Item
15. Craft Not Listed Above
16. Item made from duct tape

17. Oil Painting

18. Acrylic

Youth Classes (all ages to high school)

19. Fun Foam Art
20. Sand Art
21. Decorated Picture Frame, any kind
22. Paper Craft, any kind
23. Craft Using Beads
24. Painted Clothing Item
25. Tie Dye Items
26. Lego Designs
27. Sun Catchers
28. Watercolor, mounted or framed
29. Mixed Media and Prints, mounted or framed
30. Charcoal or Pencil Drawing, mounted or framed
31. Pastel or Crayon Drawing, mounted or framed
32. Folk Art Painting

33. Painted Saw Blade
34. Sculpture (wood, clay, etc.)
35. Ceramics
36. Jewelry, any kind
37. Leather Craft
38. Recycled Craft Item
(explain craft)
39. Miscellaneous Craft Item
40. Craft Not Listed Above
41. Scrapbook/Photo Album
42. Greeting Card/Scrapbook style
43. Item made from duct tape
44. Rocket

Exhibitors Living in a Care Facility

Classes:

45. Decorated Picture Frame
46. Painted Article
47. Ceramics
48. Jewelry, any kind
49. Paper Craft, any kind
50. Scrapbook/Photo Album
51. Recycled Craft Item (explain craft)
52. Miscellaneous Craft Item
53. Craft Not Listed Above

FARM, ORCHARD AND GARDEN PRODUCTS – DIVISION I

Superintendents: Gayla Corley and Gaylene Comfort

Location: Quonset Hut

Garden Display, Farm Display and Scarecrow –
1st \$12.50 • 2nd \$7 • 3rd \$5

1. All farm exhibits must be products of 2024 except soybeans harvest in 2023.
2. No exhibitor can make more than one entry in any one class number.
3. Small grain and silage to be shown in ½ gallon jars.

Crop Classes:

1. Wheat grain, any named variety
2. Oats grain, any named variety
3. Corn grain
4. Soybean grain
5. Grain Sorghum grain (milo)
6. Brome seed
7. Silage, ½ gallon jar
8. Corn, 10 ears (any color)
9. Grain sorghum, 10 heads
10. Soybeans, bundle four inches
11. Corn, longest single ear
12. Corn, best single ear
13. Corn stalk, tallest with ear of corn
14. Popcorn, 10 ears (any color)
15. Brome grass hay (flake tied)
16. Alfalfa hay (flake tied)

17. Red clover hay (flake tied)
18. Native grass hay (flake tied)
19. Hay display, 3-5 different varieties of hay (flakes tied)

Garden Classes:

20. Bell peppers, five
21. Habanero peppers, five
22. Mango peppers, five
23. Jalapeño peppers, five
24. Chili peppers, five
25. Banana peppers, five
26. Anaheim peppers, five
27. Peppers, collection of six with three different named varieties (1 hot and 1 sweet)
28. Garlic bulbs, five
29. Yellow onions, five
30. White onions, five

31. Red onions, five
32. Green onions, five
33. Red potatoes, five
34. White potatoes, five
35. Sweet potatoes, five
36. Sweet corn, five ears
37. Red tomatoes, five
38. Roma tomatoes, five
39. Yellow tomatoes, five
40. Salad tomatoes, ten
41. Turnips, five
42. Carrots, five
43. Cucumbers, five
44. Okra, five
45. Parsnips, five
46. Beets, five
47. Green beans, ten pods
48. Lima beans, ten pods
49. Pumpkin
50. Miniature pumpkins, three
51. Misc. vegetable not mentioned above
52. Painted/decorated fall pumpkin squash (may be grown or purchased)
53. Unusual vegetable in size or shape
54. Cabbage
55. Watermelon
56. Muskmelon
57. Summer squash
58. Winter squash
59. Eggplant
60. Largest watermelon, by weight
61. Largest pumpkin or squash, by weight
62. Red apples, five
63. Yellow apples, five
64. Other apples, five
65. Crabapples, five
66. Pears, five
67. Plums, five
68. Peaches, five
69. Grapes, ten
70. Blackberries, ten
71. Gourds, collection (assortment) of 3-5 gourds
72. Heirloom tomato, five

Sunflower Classes:

73. Oil sunflowers, three heads (named)
74. Sunflower, largest tame head
75. Tallest sunflower

Display Classes:

76. Garden display, 5-7 items all grown by exhibitor
77. Farm display, 3-5 items all grown by exhibitor
78. Old fashioned scarecrow (traditional made from straw/hay)

Honey Guidelines:

1. Exhibitor must produce all honey.
2. All jars must be glass, plain and free of labels. No inner seal in lids.
3. Judging criteria will follow state fair guidelines.
4. Extracted honey: Also known as strained honey is honey that has been separated from the comb by centrifugal force, gravity, straining or other means. Shall consist of 3 one-pound Queen line or Classic glass jars.
5. Chunk honey: Shall consist of 1 strip of cut comb (full length of jar) in three 1 lb. round glass jars.
6. Comb honey: Three “rounds,” “cassettes” (clear lids both sides, no pressure sensitive label), or “Basswood sections” (cardboard carton with window, no producer’s name or address).
7. Cut Comb honey: Three comb honey cut and placed in commercial plastic

- comb honey boxes (4x4).
8. Crystallized/Creamed honey: Shall consist of three glass jars between 8 oz. and 16 oz.; all jars must be the same.
 9. Beeswax: 3 lb. block, geometric shape, not decorative, smooth surface top and bottom.
 10. Beeswax candles: four molded or dipped candles. No non-beeswax enhancement allowed, except wick.
 11. Art Design in Beeswax: Entries must be 2 pounds minimum weight, 100% beeswax; may be more than one piece but must be firmly joined together; may be in case, both sides visible.
 12. Youth entries age 18 and under.

Honey Classes:

79. Liquid, light colored honey
80. Liquid, dark colored honey
81. Comb honey
82. Cut comb honey
83. Crystalized/Creamed honey
84. Beeswax

85. Beeswax Candles

86. Art design in beeswax
87. Frame of honey – shallow or medium depth
88. Youth – Extracted honey, light
89. Youth – Extracted honey, dark
90. Youth – Frame of honey (shallow or medium depth)

DEPARTMENT J - FIBER ARTS/TEXTILES

Superintendent: Carol Ann Feuerborn

Location: Community Building

Grand Champion and Reserve Grand Champion Ribbon

1. Exhibitor may enter two exhibits per class.
2. Entries are entered from 1 p.m. to 5 p.m., first day of the Anderson County Fair.
3. Articles must be made during the last year and never shown at the Anderson County Fair.
4. Exhibits must be made by the exhibitor.
5. Superintendents can add fair classes for quality exhibits when there are no appropriate classes.

Knitting Classes:

1. Afghan, knitted any design
2. Knitted sweater (girl, boy, or adult)
3. Knitted hat or muffler
4. Knitted scarf
5. Knitted doll clothes
6. Knitted article for home use
7. Knitted dish cloth
8. Knitted miscellaneous

Crocheting Classes:

9. Afghan, crocheted any design
10. Afghan, ripple stitch
11. Afghan, shell stitch
12. Crocheted purse
13. Crocheted hat
14. Crocheted muffler/scarf
15. Crocheted doll clothes
16. Crocheted doily, small to medium
17. Crocheted doily, large

18. Crocheted table cover
19. Crocheted pot holder
20. Crocheted dish cloth
21. Crochet casserole carrier
22. Crocheted miscellaneous article or item

Embroidery Classes:

23. Embroidery, pillow case
24. Cross stitch, any article

Appliqué, Cut Work,

Tatting Classes:

25. Appliquéd article
26. Cut work article
27. Tatted article

Stuffed Dolls, Toys, Animals Classes:

28. Doll, stuffed (rag, animals, crocheted dolls)

Holiday Decorations Classes:

29. Christmas tree skirt
30. Holiday decorations handmade

Infants' Wear Classes:

31. Infants booties, knitted or crocheted
32. Infants booties, hat, sweater crocheted set
33. Infant afghan, carrying robe, knitted or crocheted
34. Infant wear, miscellaneous

Constructed Garments Classes:

35. Woman's blouse or skirt
36. Woman's best dress
37. Woman's casual dress
38. Child's play clothes
39. Purse
40. Child's dress/jumper
41. Miscellaneous wearing apparel

Rug Classes:

42. Knitted rug
43. Crocheted rug
44. Latch hook rug
45. Hook rug
46. Miscellaneous rug

Latch Hook

47. Wall hanging
48. Pillow
49. Miscellaneous article or item

Hooked Classes

50. Wall hanging
51. Pillow
52. Holiday article or item
53. Miscellaneous article or item

Miscellaneous Items Classes:

54. Two potholders, made any way
55. Table cover, any kind
56. Cozy
57. Simple quilt
58. Placemats
59. Oven mitt
60. Wall hanging
61. Fabric item not mentioned

Junior Section

Classes for 15 years and under:

62. Pillow
63. Special pillow case
64. Miscellaneous pillow case
65. Dress
66. Blouse or skirt
67. Crocheted article
68. Knitted article
69. Purse or bag
70. Miscellaneous item not listed

PeeWee 8 years and under:

71. Blouse, skirt, shorts
72. First Sewing Project
73. Purse or Bag
74. Special Pillow Case
75. Pillow Case
76. Miscellaneous Pillow Case
77. Crochet Article
78. Knitted Article

Exhibitors Living in a Care Facility Classes:

79. Crocheted article
80. Knitted article

- | | |
|-----------------------------------|---|
| 81. Embroidered article | 87. Scrapbook/Photo Album |
| 82. Potholder | 88. Recycled Craft Item (explain craft) |
| 83. Item made from fabric | 89. Miscellaneous Craft Item |
| 84. Miscellaneous item not listed | 90. Craft Not Listed Above |
| 85. Jewelry, any kind | |
| 86. Paper Craft, any kind | |

DEPARTMENT K – FLORICULTURE

Superintendent: Chrissy Womelsdorf

Location: Community Building

Champion Ribbons will be given for Specimens; Collections;
Artistic Arrangement; Potted Plants; and Junior.

1. Exhibitor may enter one exhibit per class.
2. Entries are entered from 1 p.m. to 5 p.m., first day of the Anderson County Fair.
3. Exhibits will remain in place until 11 a.m. on the last day of the county fair.
4. Horticulture specimens and collections must have been grown by the exhibitor.
5. Potted plants must be owned by the exhibitor for 90 days before the county fair.
6. Pots cannot be over 18” in diameter.
7. Flowers in arrangements may be obtained elsewhere but must be arranged by the exhibitor.
8. Horticulture specimens must be entered in bottles except Collections. Please attach card giving variety of specimens, if known.

Awards will be made as the judges consider appropriate.

Section I – Specimens – One Stem

Hybrid Tea Roses

10. Red
11. Yellow
12. Pink
13. White
14. Two-toned
15. Any Other Color

Multiflora Roses

16. Floribunda
17. Grandiflora

Any Other Rose Class

18. Miniature

Day Lilies – one scape

19. Red

20. Orange

21. Yellow

22. Pink

23. White

24. Blends

25. Petite

26. Other

Perennial

27. Sedum

28. Ornamental Grass

29. Shrub

30. Not Listed

Annual

31. Annual not listed

Section II – Collections

Annual Collections

32. 5 Large Zinnia
33. 5 Medium Zinnia
34. 5 Small Zinnia
35. 5 Large Marigold
36. 5 Medium Marigold
37. 5 Small Marigold

Flower Collections

38. Five Wild Flowers
39. Five Annual Flowers not listed
40. Five Perennial Flowers not listed

Section III – Artistic Design –

Designer Choice

Exhibitor has complete freedom to choose plant material and other components.

41. Come for Coffee – coffee table
42. Drifting Along – decorative wood
43. Indian Summer – dried plant materials, may be painted or treated
44. Company Comin’ – informal luncheon
45. Country Kitchen
46. Design Using a Feature
47. Green Thumb – all green
48. Design Using Antique Container
49. Kansas the Grain State
50. Good Ol’ Summertime
51. Anything Goes
52. Small Wonders – small design not over eight inches
53. Small Wonders – miniature not over five inches
54. Wild Flower Arrangement

55. A Design Using Bottles

Section IV – Potted Plants

56. Foliage Plants
57. Indoor Vining Plants
58. Planter – more than one plant
59. Cactus
60. Succulents
61. Ferns
62. Any Plant not listed
63. African Violets
64. Single, any color
65. Double, any color
66. Miniature

Section V – Junior –

age 16 and under

Horticulture Specimens must be grown by exhibitor.

Collections

67. Five Large Zinnias
68. Five Medium Zinnias
69. Five Small Zinnias
70. Five Large Marigolds
71. Five Medium Marigolds
72. Five Small Marigolds
73. Five Annual not listed
74. Five Perennial not listed

Arrangements – need not be grown by exhibitor.

75. Back to School
76. Gone Fishin’!
77. Miniature – not over eight inches
78. Halloween
79. Westward Ho – exhibitor choice
80. Wildflowers
81. Using Kansas Prairie Grasses
82. Fairy Garden

DEPARTMENT L - FOOD PRESERVATION

Superintendents: Mary Ann Umbarger and Carla Ewert

Location: Community Building

Grand Champion and Reserve Grand Champion Ribbon

1. Exhibitor may enter one exhibit per class.
2. Entries are entered 1 p.m. to 3 p.m., first day of the Anderson County Fair.
3. Exhibits must be processed in clean, clear standard canning jars with two-piece lids. Do not use colored jars, fancy padded lids, fabric oven wraps or cozies as they interfere with the judging process. No mayonnaise jars will be accepted. No fancy packs unless recipes states to do so (ex. Pickled asparagus). Jars must be sealed when entered. For food safety reasons, the size of the jars used must not be larger than the jar size stated in the recipe (ex. Salsa is canned in pint jars only, no quarts). Rings must be free of rust. Judges have the right to open a jar during the judging process.
4. Each exhibit must have the complete recipe attached with the entry card. Recipe should include exhibitor name and recipe source. Each jar should also be labeled. You may need to make a label using an adhesive mailing label. The label needs in include the product, altitude where processed, canning method (pressure canner or water bath cooker), process time, pressure (psi), and date processed. **Labels are also available at the Extension Office before fair or at time of entry from the Superintendent.**
5. Recipes must be from current, tested resources and need to be adjusted for altitude based on your processing location. Processing methods that will be disqualified include open kettle canning, oven canning, sun canning, and using electric multi-cookers. For questions about recipes or if needing recipe sources, contact the Extension Office.
6. Dried food products must be displayed in a canning jar. Suggested amount: $\frac{1}{3}$ – $\frac{1}{2}$ cup, or three or four pieces per exhibit. All meat jerky must be heated to an internal temperature of 160 degrees F before and after drying. This is not the drying temperature. Dried products must include the recipe, preparation steps and heating instructions. Jerky not heated to an internal temperature of 160 degrees Fahrenheit will be disqualified and not be judged. Heating information can be found in “Dry Meat Safely at Home” – www.ksre.ksu.edu/bookstore/pubs/MF3173.pdf
7. The USDA Complete Guide to Home Canning (2015) and So Easy to Preserve, 6th edition (University of Georgia) will be used for proper processing requirements.

Canned Fruit –

Water Bath Method

1. Apples
2. Applesauce
3. Apricots
4. Cherries
5. Peaches
6. Pears
7. Rhubarb
8. Gooseberry
9. Miscellaneous Fruit, not listed

Preserves – Water Bath Method

10. Tomato
11. Cherry
12. Peach
13. Strawberry
14. Mixed Fruit
15. Miscellaneous Fruit Preserves, not listed

Jellies – Water Bath Method

16. Apple, any kind
17. Berry, any kind
18. Grape
19. Plum
20. Strawberry
21. Miscellaneous Fruit Jelly, not listed

Jams or Butters –

Water Bath Method

22. Apple Butter
23. Peach Butter
24. Miscellaneous Fruit Butter, not listed
25. Strawberry Jam
26. Peach Jam
27. Blackberry Jam
28. Miscellaneous Fruit Jam, not listed

Tomato or Tomato Products –

Water Bath Method

(Tomato Products containing low acid vegetables – Pressure Canner, Method)

29. Tomatoes, whole or cut

30. Tomato Juice

31. Catsup

32. Salsa

33. Sauce (chili, pizza, taco, spaghetti)

34. Miscellaneous Tomato Product, not listed

Pickles and Relishes –

Water Bath Method

35. Cucumber, sweet
36. Cucumber, dill
37. Bread and Butter Pickles
38. Cucumber Relish
39. Corn Relish
40. Pickled Beets
41. Pickled Okra
42. Pickled Vegetables, any kind
43. Pickled Peaches
44. Mixed Pickles
45. Pickled Fruit, any kind
46. Miscellaneous Pickle Product
47. Miscellaneous Relish

Canned Vegetables –

Pressure Canner Method

48. Beans, wax or green
49. Beets
50. Carrots
51. Corn
52. Peas
53. Potatoes
54. Mixed Vegetables
55. Miscellaneous Vegetables

Canned Meats –

Pressure Canner Method

56. Beef
57. Pork
58. Poultry
59. Wild Game
60. Fish
61. Other Meat

Dried Foods: Dried food products must be displayed in a canning jar

62. Dried Fruit

- 63. Dried Vegetables
- 64. Beef Jerky *Procedure to make
Beef Jerky should meet
guidelines in
So Easy to Preserve Book

- 65. Fruit Leather
- 66. Soup Mix
- 67. Dried Herbs
- 68. Miscellaneous

DEPARTMENT M - PHOTOGRAPHY

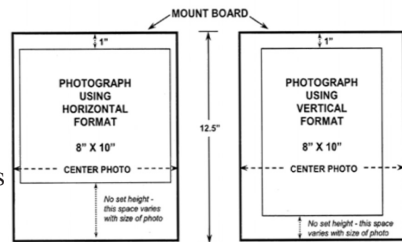
Superintendent: Mary Cubit

Location: Community Building

Grand Champion and Reserve Grand Champion Ribbon

1. Exhibitor may enter one exhibit per class.
2. Entries are entered from 1 p.m. to 5 p.m., first day of the Anderson County Fair. They are judged at 1 p.m. on the second day of the Fair.
3. Photos must be taken during the last year and never shown at the Anderson County Fair.
4. Black and white and/or color photos will be accepted in all classes.
5. Photography enlargements must be no larger than 8" x 10" and no smaller than 7" x 9". Photos are to be mounted on 11" x 12½" studio mat (available from the Extension Office for a small fee), or heavy poster board. Photos should not be framed. Trim all white from photo edge. **Photos are to be mounted across the 11" dimension of an 11" x 12½" photo mat from the Extension Office. The top edge of the photo must be 1" down from the top of the photo mat. Sides of the enlargement photo should be equal distance from the edges of the photo mat.** Remove white border from enlargement prints. A permanent mount should be made by using photographic adhesive available at the Extension Office. See illustration.
6. Exhibitor's name, address, and phone number must be written on the back of the heavy poster board or mat. No lettering on the front of the photo.
7. Photos must be displayed in 2 gallon plastic bags or plastic sleeves sold at the Extension Office. **DO NOT SEAL** the sleeve prior to fair entry.

PHOTO DISPLAY INSTRUCTIONS



NOTE: Use only adhesives designed for permanent photography mounting. Do not use rubber cement or other household glues (white glue, etc.).

Classes:

- 1. Portrait
- 2. Nature
- 3. Humorous
- 4. Animal
- 5. Farm Theme
- 6. Vacation Memories
- 7. Miscellaneous Composition
- 8. Photo Story, 3-7 prints no smaller than 3" x 5" arranged on a mat board or large piece of poster board. Please write picture

captions on one 3”x 5” note card briefly; attach with paper clip to picture board.

9. Photo Album, Portfolio of exhibitor’s works during the current year.
Photos should have captions.
10. Digital Manipulated Photo – Manipulation does not include normal cropping, enlargement,

or color intensity treatment.

11. Special Photos of Anderson County: *Stars, Stripes and Anderson County Nights*

Special prize money given to top exhibits in Class 11.

1st \$30 • 2nd \$25 • 3rd \$20 • 4th \$15
5th \$10 by *Anderson County Fair Board.*

Local Conservation Photo Contest in conjunction with the Anderson County Fair OPEN CLASS

PHOTOGRAPHY - 18 and under only

The Anderson County Conservation District will sponsor the BEST CONSERVATION PHOTO; (Open class) and provide a cash prize to the top 4 photos in the junior division (18 and under) at the Anderson County Fair. The winning photo of the Junior Division will also be entered into the Kansas Association of Conservation District (KACD) State contest with possibility for additional cash prize at the KACD Contest. To participate in the Anderson County Conservation Districts Conservation Photo Contest entries must follow all rules as printed in the Anderson County Fair book that pertain to open class photography.

Subject matter must be CONSERVATION PRACTICES (such as cover crops, waterways, terraces, pollinators, pest management, wildlife habitat, water quality and soil health). The winning photograph must be surrendered to the Anderson County Conservation District by August 14, 2024 for submission to the KACD contest. The photographer and a parent will be required to sign a release form for KACD.

- Photos must have been taken between August 1 of the previous year and July 1 of the current year
- Minor digital enhancements for cropping, red eye removal, filters and corrective functions are permitted; but images that have been altered in any significant manner will be disqualified
- Previously published photos may not be entered
- Upon surrendering winning photo to the Anderson County Conservation District, the photographer must also provide a typed brief description of photo; date and location photo was taken; entrants name, age. Address; and the words ANDERSON COUNTY and slide this paper into the plastic sleeve with the photo. PHOTO RELEASE FORM (on attached page) must be completed and placed in the plastic sleeve with each phot as well
- The Conservation District Office is located in the USDA Service Center at 111 N. Maple St. in Garnett.

DEPARTMENT N - QUILTS

Superintendents: Pieces & Patches Quilt Guild

Location: Community Building

Grand Champion and Reserve Grand Champion Ribbon for Hand Quilted
Grand Champion and Reserve Grand Champion Ribbon for Machine Quilted

1. Quilts will be entered from 1 p.m. to 5 p.m. on Monday, July 29.
2. Exhibitor may enter one exhibit per class; quilt must be finished in the last year.
3. Quilts must be the work of the exhibitor; the exception is for group projects or machine quilting.
4. Superintendents can add fair classes for quality exhibits when there are no appropriate classes.
5. The Anderson County fair board and fair volunteers will use every precaution for the safe preservation of all quilt exhibits; it must be understood that fair board and volunteers will not be responsible nor accountable for loss or injury. If insurance is desired, it is the responsibility of the exhibitors to make their own arrangements with an insurance company.

Display Quilts Only – *These quilts are displayed and not evaluated by the judge for prizes.*

Special Awards sponsored by Pieces & Patches Quilt Guild

\$25 Award for Champion Pieced and Hand Quilted Quilt

\$15 Award for Reserve Champion Pieced and Hand Quilted Quilt

\$25 Award for Champion Pieced and Machine Quilted Quilt

\$15 Award for Reserve Champion Pieced and Machine Quilted Quilt

A – Machine Quilted

maximum)

B – Hand Quilted Quilts

14. Wall Quilt (any size)

completed by one person

1. Original Picture or Design
2. Appliquéd, any design
3. Pattern Quilting Whole Cloth
4. Embroidered
5. Machine Embroidery
6. Cross Stitch
7. Piecework
8. Paper Piece Quilt – any size
9. Beginners Quilt – First Quilt Made, any design
10. Holiday Quilt – any size
11. Pre-Printed Fabric Quilt
12. Other Quilt Than Classified
13. Miniature Quilt, (24”x24”
15. Crib or Carriage Quilt (45”x60” maximum)
16. Quilted Tablecloth
17. Quilted Table Runner and/or Topper
18. Quilted Placemat Set
19. Quilted Potholders, Coaster Set, Pin Cushion
20. Quilted Christmas Articles
21. Quilted Pillows
22. Miscellaneous Quilted Articles
23. Any Quilted Article of Clothing
24. Piece done by youth 18 years old or under

Quilts completed by more than one person

25. Original picture or design
26. Appliquéd, any design
27. Pattern Quilting (whole cloth)
28. Embroidered
29. Machine Embroidery
30. Cross Stitch
31. Piecework
32. Paper Piece Quilt – any size
33. Beginners Quilt –
First Quilt Made, any design
34. Holiday Quilt – any size
35. Pre-Printed Fabric Quilt
36. Other Quilt Than Classified
37. Miniature Quilt (24”x24”
maximum)
38. Wall Quilt - any size
39. Crib or Carriage Quilt
(45”x60” maximum)
40. Quilted Tablecloth
41. Quilted Table Runner and/or
Topper
42. Quilted Placemat Set
43. Quilted Potholders,
Coaster Set, Pin Cushion
44. Quilted Christmas Articles
45. Quilted Pillows
46. Miscellaneous Quilted Articles
47. Any Quilted Article of Clothing
48. Piece done by youth
18 years old or under

CALLING ALL QUILTERS

Quilt and Fair Theme: Stars, Stripes and Anderson County Fair Nights

Two 9-inch by 22-inch prewashed challenge fabrics will be available for purchase at Country Fabrics, 108 E. 5th Ave., Garnett, KS 66032

BLOCK SIZE 12½” SQUARE UNFINISHED

- Do not design block on point; keep block straight.
- Do not quilt block.
- Block may be traditional design or an original design, pieced by hand or machine.
- Blocks are to be completed by sewing pieces of material together.
- Blocks may be appliquéd, paper pieced, traditionally pieced, or a combination of techniques may be used.
- Blocks may have some embroidery.
- Three-dimensional work (padding) is not permitted.
- Block must include the two challenge fabrics - include background fabric of your own choice and as many other colors of fabric as you wish.
- **Please prewash the fabrics that you add.**
- Blocks will be judged 50% on workmanship and 50% originality.
- There is no limit to the number of blocks you enter, however only one of your blocks submitted will receive a placing.
- **Attach an index card with a statement about how the block supports the quilt theme!!**
- Decisions of the 2024 Anderson County Fair quilt judge will be final.

Quilters under the age of 18

1st place: Champion Ribbon and \$30

2nd place: Reserve Champion Ribbon and \$25

3rd place: 1st place blue ribbon and \$20

Quilters over the age of 18

1st place: Champion Ribbon and \$30

2nd place: Reserve Champion Ribbon and \$25

3rd place: 1st place blue ribbon and \$20

4th place: 2nd place blue ribbon and \$15

5th place: 3rd place blue ribbon and \$10

Blocks must be entered at the Anderson County Fair located in the North Lake Park, Garnett, KS.

All blocks become the property of the Anderson County Fair Association. Blocks will be on display during the 2024 Anderson County Fair. Quilt blocks will be made into a quilt by 4-Hers with the guidance of local quilters. Proceeds will be donated to the \$1000 Anderson County 4-H scholarship. Quilting by Megan Drumm, Waverly Fabric Studio, Waverly, KS

OPEN CLASS PREMIUMS

Large Livestock: Blue – \$5 • Red – \$4 • White – \$3

Small Livestock (Poultry & Rabbits):

Blue – \$2.50 • Red – \$2 • White – \$1.50

Non-Livestock: Blue – \$2.50 • Red – \$1.50 • White – \$1

4-H & FFA PREMIUMS

Large Livestock: Blue – \$5 • Red – \$4 • White – \$3

Small Livestock (Poultry & Rabbits):

Blue – \$2.50 • Red – \$2 • White – \$1.50

Non-Livestock: Blue – \$2.50 • Red – \$1.50 • White – \$1



Lake Region Solid Waste Authority

SUSTAINABILITY AWARD NOMINEE

To be eligible for the Sustainability Award, 4-H, FFA, and Open Class members will need to declare their project as a nominee. Once nominated, their project will be judged by the Lake Region Solid Waste Authority. Entries will be judged based on the following:

- Illustrates the benefits of recycling and/or use of recycled materials
- Encourages household composting
- Promotes waste reduction and /or landfill diversion

K-STATE
Research and Extension

 Frontier
District



4-H AND FFA WORK



K-State Research and Extension Frontier Extension District

Jessica Flory, District Extension Agent, 4-H Youth Development

Jeanette Stinebaugh, District 4-H Program Manager, Anderson County

Chelsea Richmond, District Extension Agent, Family & Consumer Sciences

Ryan Schaub, District Extension Agent, Crop Production & Farm Management

Kansas FFA Organization

Jeff Gillespie, Anderson County Chapter FFA Advisor

Zach Edgerton, Crest Chapter FFA Advisor

See General Rules

1. Competitions open only to bonafide 4-H Club members and FFA members of Anderson County.
2. All exhibitors must be 7-18 years old on Jan. 1 of the current year. Youth whose 19th birthday comes before Jan. 1 of the current year are ineligible to compete in county, state, or national contest, awards or recognition programs.
3. All 4-H/FFA exhibitors must be pre-entered by July 10 or they will incur a \$25 late fee. Entries will NOT be added at the fair in the 4-H division; you may enter it in open class.
4. Exhibits will be received on Saturday at Pre-Fair judging from 8:30 a.m. -

10:30 a.m. or from 1 p.m. to 5 p.m., Monday, July 29, indicated in each department.

5. Club members exhibit only in those phases of project work in which they are enrolled.
6. Exhibits will be released Friday, August 2, 11 a.m. to 3 p.m.
7. All exhibits will be placed on the blue, red, white rating system, except judging contests.
8. All exhibits will receive ribbons according to determination of the judge.
Decision of the judge is final.
9. Every exhibitor must show his or her own animal. In case of two entries or sickness, a substitute may show, with the consent of the 4-H member and the department chairman. In showmanship, each exhibitor must show an animal that they own/have exhibited themselves.
10. In all livestock divisions, if there are less than four animals of a particular breed, the superintendent may decide whether the numbers warrant their own class. If there are four or more animals of a breed, then a breed class must be held.
11. All animals shall be free of clinical signs of infectious or contagious disease and are subject to examination by the exhibition staff or their representative.
12. Cattle determined by exhibition staff to have lesions of ringworm, warts, or infested with mange will not be permitted to exhibit.
13. Sheep shall be free of any signs of “sore mouth” or signs of active fungal (ringworm) infection, including club lamb fungus.
14. Goats determined by exhibition staff to have sore mouth, lesions of ringworm, warts or infested with mange will not be permitted to exhibit.
15. Clubs each day will be responsible for cleaning the area around the show barn and food stand before 10 a.m. and again before 5 p.m. **All clubs will need to clean up after the sale.**
16. Beef, dairy, sheep and swine will be stalled according to club groups. No reserved stalls – superintendent assignments.
17. All 4-H horses must have a valid 4-H identification paper to exhibit at the fair on file with the County Extension Office by June 1 of current year.
18. Stall cards must be used for all livestock.
19. Exhibitors are to provide their own bedding.
20. All livestock pens will be cleaned twice daily prior to 6 p.m.
21. Due to space constraints, blocking chutes and show boxes must be placed out of the tie area.
22. Livestock fair weigh-in schedule on Monday of the fair will be as follows:
6-8 p.m. Market Beef
5-7 p.m. Market Hogs
5-7 p.m. Market Lambs/Meat Goats
**Mandatory Livestock Meeting directly following weigh-in
Animals can only be re-weighed ONE additional time.**

No multiple weigh-ins on the same animal.

23. 4-H/FFA members are strongly encouraged to do all their own work including fitting.
24. Copyright Laws: Exhibitors should avoid using copyrighted materials whenever possible by originating his/her own work. Exhibitors should use with extreme caution copyrighted and/or trademarked products or services (a brand name, label or product). A disclaimer that the conclusions are those of the participant and not those of K-State Research & Extension must be used with copyrighted materials or trademark products.

YOUTH FAIR LIVESTOCK SALE

25. 4-H members must have attended at least 4 of their club's regular meetings from October 2023 to July 2024 to sell in the premium auction. FFA members must have attended at least 50% of their chapter meetings from September 2023 to July 2024 to sell livestock in the premium auction. College students must attend at least 2 meetings to be eligible to sell.
26. All 4-H/FFA livestock ear tags will be purchased at the pre-fair weigh-in. All 4-H/FFA market animals must be tagged on or before pre-fair weigh-in.
27. Each exhibitor will be permitted to sell two animals of a different species. **Each exhibitor who will sell livestock will be responsible for contacting the superintendent of the division immediately after showing.** 4-H and FFA members retain their right not to sell livestock in the fair sale.
28. Each member must sell his or her own animal unless sickness or death in the family occurs. Permission must be given by a grievance committee and department head.
29. Champion and reserve champion poultry and rabbit meat pens are eligible for the livestock sale.
30. There will be \$15 deducted from the sale price to cover the buyers' dinner and facility improvements for each market steer, market lamb, market hog and meat goat sold. There will be \$5 deducted from the sale price to cover buyer ribbon for each rabbit & poultry meat pen sold. Market steers processed at Tyson will have an additional deduction for carcass grading and transportation (total # of head / fee). Animals for the sale must have pre-shrink scale weight of:
Steers – 1100 lbs. • Market Hogs – 225 lbs. • Market Lambs – 100 lbs.
Market Heifers – 1000 lbs. • Meat Goats – 60 lbs. and retained milk teeth
31. The 2024 sale order will be 1. Meat Pen Poultry, 2. Meat Pen Rabbit, 3. Swine, 4. Beef, 5. Sheep, 6. Goats. Grand and Reserve. Champions of each species will be selling at the beginning of the auction.
32. All additional animals not eligible for the sale may be handled in the following manner: take the animal home; sell to the base bid buyer who set the floor or private sale by owner.

33. The premium sale buyer can choose to ship livestock to the base bid buyer and only pay the premium bid or gain ownership of the animal by paying both the premium and base bid. Premiums are due to the 4-H/FFA member. Base bids are due the evening of the sale. Make base bid payment to the sale clerk and checks should be payable to the Anderson County Fair Sale.
34. All base bid funds will be disbursed approximately 4 weeks after the sale (or when all payments are collected) to the 4-H/FFA member at the Extension Office.
35. The Anderson County Fair Board is not responsible to locate youth to line up for the livestock sale. If members are not available, they will be skipped and will lose the privilege to sell.

4-H CLEAN-UP SCHEDULE

Keeping the fairgrounds tidy comes with the privilege of being able to participate in fair activities.

Morning clean-up should be done before 10 a.m. Evening clean-up should be done before 5 p.m., except for the night of the sale and it should be done immediately following the livestock auction. Clean up includes picking up trash throughout the fairgrounds, emptying trash cans, and cleaning the bathrooms next to the concession stand. Bathrooms need to be cleaned/checked at 10 a.m., 2 p.m., 6 p.m., and 10 p.m. daily. Supplies for this task are located in the concession stand. Please fill paper towels and soap as needed, empty trash and wipe down surfaces. Report any issues to a fair board member immediately. THANKS!

MondayAM & PM – *Cherry Mound*

TuesdayAM & PM – *Star Shooting*

WednesdayAM & PM – *FFA*

ThursdayAM & PM – *Seekers Not Slackers*

FridayAM & PM – *Lucky 13*

Saturday4:30 PM – *All 4-H clubs and FFA pick up trash*

HERDSMANSHIP CONTEST

Superintendent: Donna Scott

Traveling Trophy and Club/Chapter Food Party

1. Herdsmanship is judged as a club exhibit and each club and chapter represented will compete for the herdsmanship trophy. Species included are beef, dairy, swine, goat, sheep, rabbits and poultry.
2. Displays will be judged throughout the fair. Inspections are to be unannounced and unscheduled, but not while animals are being shown.

Scoring

1. **Attractiveness** – 25 points; pens and group properly identified with exhibitor names and stall card info. Exhibits organized, attractive and eye-catching.
2. **Management** – 25 points; clean animals and pens, neat tack storage out of public way, animal care and handling, good sportsmanship and public courtesy.
3. **Safety** – 20 points; members implement safe practices for public and animals including proper penning/tying, regular animal checks and clear walkways.
4. **Education** – 15 points; neatly presented, easy to read, informative and accurate.
5. **Fair set-up/preparation** – 10 points
6. **Fair Cleanliness** – 5 points; this is based off the cleaning schedule.

LIVESTOCK JUDGING

Thursday, August 1

10:30 a.m. • Livestock Arena

Pizza sponsored by High Bar Cattle Company,
Hyatt Frobose and Brandi Buzzard Frobose

4-H AND FFA BEEF – DEPT. I

Superintendents: Bill Pracht and Jess Rockers

Champion steer and breeding heifer/cow each breed
Grand Champion Market Beef, Reserve Grand Champion Market Beef,
Supreme Champion Breeding Heifer, Reserve Champion Breeding Heifer
Champion Showmanship each age section

*Awards sponsored by: High Bar Cattle Company, Tom Peine Family,
Richard & Dorothy Miller, Ratliff Show Cattle, Johnson Farms,
Cody & Lacie Davis, Colton & Morgan May, Limousin by Pracht, Nick & Erika
Jimenez, Les Rockers Family, Jess & Rachel Rockers, Hillhouse Angus Ranch
(Tim Benton), Dwight Nelson & Dr. Sandi Otipoby, Dave & Sue Short,
Charlie Holloran Family, Nick & Dani Durand, Pooveys Prairie Acres,
Anipro/Xtraformance Nutrition, Vermillion Ranch, David & Angie Scheckel*

1. Breed for market livestock is determined at the pre-fair weigh-in and cannot be changed by the exhibitor after that time. A screening committee will check each animal for correct breed determination. Screening committee can request proof of breed or change breed determination if found to be in error up to 30 minutes prior to show time. Although steers

and heifers are not required to be registered, blood percentage requirements for the respective breed registries should be followed in breed determination.

2. Steers will be shown by breed. Market heifers will only be shown by weight class. Breeding heifers will be shown by breed and age.
3. Limit of two market beef per breed per exhibitor.
4. Steers must weigh a minimum of 1,100 pounds and market heifers must weigh a minimum of 1,000 pounds to qualify for the livestock premium sale.
5. Showmanship age is as of January 1 of current year.

Sections:

16. Junior, 7-10

Breeds:

1. Angus
2. Charolais
3. Chianina
4. Gelbvieh
5. Hereford
6. Limousin
7. Maine-Anjou
8. Shorthorn
9. Simmental
10. Other Breeds
11. Crossbred

12. All Market Heifers
(not shown by breed)
13. All Born and Bred Beef
(for that class)

Classes:

1. Market Steer
2. Market Heifer
3. Anderson County Born and Bred Market Beef
4. Breeding Heifer, Junior calf, born after 1/1 current year
5. Breeding Heifer, Senior calf, 9/1 to 12/31 previous year
6. Breeding Heifer, Summer yearling, 5/1 to 8/31 previous year
7. Breeding Heifer, Junior yearling, 1/1 to 4/30 previous year
8. Breeding Heifer, Senior yearling, 9/1 to 12/31 2-years previous
9. Cow, born before 9/12-years previous
10. Beef Showmanship

Showmanship Ages:

14. Senior, 14+
15. Intermediate, 11-13

4-H BUCKET CALF – DEPT. 2

Superintendent: Bill Pracht

Champion each class

The Bucket Calf project is intended to allow younger 4-Her's to participate in the Beef/ Dairy cattle projects in a safer manner with a smaller and/or more manageable animal. Main objective of this particular project and associated fair classes is to place the major competitive emphasis on the educational aspect and learning experience and de-emphasize the aspect of exhibiting.

1. First Year Bucket Calf - Calf must be born after January 1 and before May 1 of the current year and must be tagged at the Anderson County beef weigh-in or the small animal weigh-in. The first year bucket calf is

not eligible to sell in the premium livestock auction. Exhibitors can only show 1 first year bucket calf each year.

2. Second Year Bucket Calf -The same exhibitor must have shown calf the previous year as a 4-H Bucket Calf. The calf must be identified and weighed at the Anderson County Spring Beef weigh-in. Steers will be able to sell in the Premium Livestock Sale if they meet the weight of 1000 lbs. and heifers will be able to sell in the Premium Livestock Sale if they meet the weight of 900 lbs.
3. 4-H members enrolled in the Bucket Calf project may show both a first and second year bucket calf in the same year. Steers and Heifers shown in the second year bucket calf class may also be shown in the “Anderson County Born” market beef class, and other market beef classes. For example a 2nd year Charolais Market Heifer bucket calf can be shown in the Market Heifer class under the Charolais breed or a 2nd year Angus bucket calf can be shown in the Market Steer class under the Angus breed.
4. Steers and Heifers entered in the Bucket Calf section will show together in their respective divisions.
5. Exhibitor must be 7-12 years old to show in either division of the Bucket Calf Section. Minimum requirement for consideration of any bucket calf division award is that a live, properly tagged, IED and entered bucket calf must be exhibited. In the case of calf death and inability to exhibit a live calf, an educational notebook may be entered as the exhibit. The 4-Her may participate in the interview and testing process without consideration for the bucket calf exhibit award.
6. First and Second Year Bucket calves should be evaluated and ribbons awarded based on the following criteria.
 - A) 40% Knowledge of project (i.e. questions covering general health, care, feeding, costs, anatomy)
 - B) 20% Judges interview
 - C) 20% Showmanship and grooming of calf
 - D) 20% Quality and condition of the calf itself

Sections:

1. 7 to 9 year old exhibitor
2. 10 to 12 year old exhibitor

Classes:

1. First Year Bucket Calf
2. Second Year Bucket Calf

A 4-Her may only show a 2nd year bucket calf once during his/her 4-H lifetime.

4-H AND FFA DAIRY – DEPT. 3

Superintendent: Margie Bunnell

Champion each breed
Supreme Champion Dairy Cattle
Champion Showmanship each age section

Awards sponsored by: Dwight Nelson & Dr. Sandi Otipoby

1. Show order to be determined by superintendent.
2. Lactating cows may be brought to the fair the morning of the show and may leave following the completion of the show.

Sections:

Breeds:

1. Ayrshire
2. Holstein
3. Jersey
4. Other Breeds

Showmanship Ages:

5. Senior, 14+
6. Intermediate, 11-13
7. Junior, 7-10

Classes:

1. Junior calf, born after 3/1 current year

2. Heifer calf, 9/1 previous year to 2/28 current year
3. Junior yearling, 3/1 previous year to 8/31 previous year
4. Senior yearling, 9/1 2-years previous to 2/28 previous year
5. Two-year-old cow
6. Three-year-old cow
7. Four-year-old cow
8. Aged cow, 5+ years
9. Three best animals
10. Dairy beef
11. Dairy Cattle Showmanship

4-H AND FFA DAIRY GOATS – DEPT. 4

Superintendent: Sandi Otipoby

Champion each breed
Supreme Champion Dairy Goat, Champion Showmanship each age section

*Awards sponsored by: J&S Farm: Joel&Stacy Sprague,
Dwight Nelson & Dr. Sandi Otipoby, John & Paula Walter*

1. Junior doe is not in milk and not previously freshened
2. Senior doe is in milk and/or previously freshened

Sections:

Breeds:

1. LaMancha
2. Nubian
3. Oberhasli
4. Saanen
5. Grades and Recorded Grades

Showmanship Ages:

6. Senior, 14+
7. Intermediate, 11-13
8. Junior, 7-10

Classes:

1. Junior Doe, Birth and under 5 months

- | | |
|--|---------------------------------|
| 2. Junior Doe, 5 months and under 12 months | 4. Senior Doe, Under 2 years |
| 3. Junior Doe, 12 months and under 24 months | 5. Senior Doe, 2 years and over |
| | 6. Dairy Goat Showmanship |

4-H HORSE – DEPT. 5

Superintendent: Jenny Jasper

Champion each breed-type at halter
 Grand Champion at halter • Reserve Grand Champion at halter
 Champion by each age class in performance
 Champion Showmanship each age class

Awards sponsored by: Nick & Dani Durand, David & Angie Scheckel, Garnett Saddle Club, Michael & Angela McSpadden, Rockin H Ranch

1. 4-H horses will check-in between 7:30 a.m. and 8 a.m. on Sunday, July 28. Show will start at 8 a.m. Check with show secretary for directions.
2. 4-H horse dress code will be observed.
3. A properly executed identification certificate identifying the horse the 4-H member will exhibit or ride must be presented to officials at the time of check-in. This certificate must be completed by May 1.
4. All horses should be accompanied by a negative EIA (coggins test, issued within 12 months of exhibit). This should be made available to officials at check-in or upon request.
5. All classes will be held in accordance with the Kansas 4-H Horse Show Rule Book.
6. If there are less than 3 participants in a performance class, the judging may be combined with other age groups at the judge's discretion. Participants will still receive individual class awards.
7. Stock-Type horse breeds are Quarter Horse, Appaloosa, Paint, Buckskin, Palomino, etc.
8. Non-Stock-Type horse breeds are Arabian, Morgan, Thoroughbred, American Saddlebred, etc.

Sections:

Halter:

1. Stock-Type
2. Non-Stock-Type
3. Pony
4. Mule
5. Horse Showmanship

Performance:

6. Horsemanship
7. Western Pleasure
8. Reining

9. Trail

10. English Pleasure
11. Barrel Racing
12. Pole Bending
13. Flag Race

Classes:

Halter:

1. Weanling
2. Yearling – 2 year old gelding
3. Yearling – 2 year old mare
4. 3 years - + gelding
5. 3 years - + mare

**Showmanship and
Performance Ages:**

6. Senior, 14+

7. Intermediate, 11-13

8. Junior, 7-10

4-H AND FFA MEAT GOATS – DEPT. 6

Superintendent: Karen Gillespie

Grand Champion and Reserve Grand Champion Market Meat Goat
Supreme Champion and Reserve Supreme Champion Breeding Meat Goat
Champion Meat Goat Showmanship each age division

*Awards sponsored by: High Bar Cattle Company,
J&S Farm: Joel & Stacy Sprague, Colton & Morgan May,
Anipro/Xtraformance Nutrition, John & Paula Walter,
Dwight Nelson & Dr. Sandi Otipoby, Austin and Kendra Louk,
David & Angie Scheckel*

1. Meat goats must be slick shorn above the knees.
2. Horns must be bunted or goat dehorned.
3. Market meat goats must weigh a minimum of 60 pounds and all milk teeth must be present to qualify for the livestock premium sale.
4. Meat goats may be braced. Goats must be shown with all four feet on the ground. Exhibitors may use a collar, a collar with a short lead, or a halter when showing. Medium (3 mm or smaller) pinch collars will be allowed.
5. Classes will be broken on weight or age, not breed.
6. Showmanship age is as of January 1 of current year.

Sections:

1. Meat Goat

months

3. Breeding Meat Goat, age 7-12
months

Showmanship Ages:

2. Senior, 14+

3. Intermediate, 11-13

4. Junior, 7-10

4. Breeding Meat Goat, age 13
months to 24 months

5. Breeding Meat Goat, age 25
months and older

Classes:

1. Market Meat Goat

2. Breeding Meat Goat, age 0-6

6. Meat Goat Showmanship

7. Anderson County Born and Bred
Meat Goat

4-H AND FFA POULTRY – DEPT. 7

Superintendent: Rick Sumner

Champion each section under chickens and other
Grand Champion Poultry

Champion Poultry Showmanship each age division

Awards sponsored by: Lazy B Farm, Billy & Deborah Lucas, Rick Sumner

1. All poultry must be entered between 5-8 p.m. on Monday, July 29. Judging will begin after rabbits on Tuesday, July 30 (approximately 1:30 p.m.) in the Livestock Arena.
2. Any poultry exhibits must meet the Breed Standard as listed in the Poultry Standard of Perfection.
3. Poultry showing symptoms of disease or infection of any type will be denied entrance.
4. Each exhibitor is responsible for the care and feeding of his/her birds.
5. Exhibitors may have up to 20 total birds.
6. Pullorum testing was on July 6th. Testing is not required for waterfowl or 4-H and FFA Rabbits.
7. All Poultry must be banded.
8. The terms cock, cockerel, hen, and pullet are defined as follows:
Cock: male bird hatched prior to Jan. 1 of the current year.
Cockerel: male bird hatched after Jan. 1 of the current year.
Hen: female bird hatched prior to Jan. 1 of the current year.
Pullet: female bird hatched after Jan. 1 of the current year.

Classes:

Chickens

1. Cocks, Standard Breed, Large Fowl
2. Cockerel, Standard Breed, Large Fowl
3. Hen, Standard Breed, Large Fowl
4. Pullet, Standard Breed, Large Fowl
5. Cocks, Standard Breed, Bantams
6. Cockerel, Standard Breed, Bantams

7. Pullet, Standard Breed, Bantams

8. Production Pullet Pen

9. Production Hen Pen

10. Meat Pen

11. Turkey, all breeds

12. Duck, all breeds

13. Geese, all breeds

14. Other Poultry

15. Poultry Showmanship

Showmanship Ages:

10. Senior, 14+

11. Intermediate, 11-13

12. Junior, 7-10

4-H AND FFA RABBITS – DEPT. 8

Superintendent: Rick Sumner

Champion each breed • Grand Champion Rabbit
Champion Rabbit Showmanship each age division

*Awards sponsored by: Lazy B Farm - Billy & Deborah Lucas,
Vermillion Ranch, Rick Sumner*

1. All rabbits must be entered between 5-8 p.m. on Monday, July 29. Judging begins at 11 a.m. or 15 minutes after Swine Show if it is not completed by 11 a.m. on Tuesday, July 30 and will be held in the Livestock Arena.
2. Only rabbits of outstanding quality, health and vigor will be allowed to enter.
3. Each exhibitor is responsible for the care of his/her rabbits. Two entries per class allowed.
4. Only breeds recognized by the American Rabbit Breeders Association are eligible for Grand Champion rabbit overall and to exhibit at the State Fair.
5. Each rabbit is to be legibly and permanently tattooed in its left ear for identification.
6. Senior rabbits are eight months of age and over for breeds with Intermediate classes: six months and over for all other breeds.
7. Intermediate rabbits: (6-8 months) classes only in the following breeds: American, Giant Angora, Argente Brun, Beveren, Blanc de Hotot, Californian, Champagne d' Argent, Checkered Giant, American Chinchilla, Giant Chinchilla, Cinnamon, Crème d' Argent, Flemish Giant, English Lop, French Lop, New Zealand, Palomino, Satin, and Silver Fox.
8. Junior rabbits are under six months of age all breeds.
9. Pre-Junior (under 3 months) classes only in the following breeds: Argente Brun, Beveren, Blanc de Hotot, Californian, Champagne d' Argent, Checkered Giant, American Chinchilla, Giant Chinchilla, Cinnamon, Crème d' Argent, New Zealand, and Palomino.

Classes:

1. Senior Buck - eight months of age and over for breeds with Intermediate classes; six months and over for all other breeds.
2. Senior Doe - eight months of age and over for breeds with Intermediate classes; six months and over for all other breeds.
3. Intermediate Buck - only breeds listed above with Intermediate classes.
4. Intermediate Doe - only breeds listed above with Intermediate classes.
5. Junior Buck - under six months.
6. Junior Doe - under six months.
7. Pre-Junior Buck - only breeds listed above with pre-juniors.
8. Pre-Junior Doe - only breeds listed above with pre-juniors.
9. Meat Pen - three (3) rabbits, all one recognized breed and variety (broken

varieties must be same color). Minimum weight 3½ pounds each. Maximum weight 5½ pounds each, and not over 70 days of age. Will be judged on their meat qualities, condition, uniformity and fur.

10. Rabbit Showmanship.

Showmanship Ages:

14. Senior, 14+

15. Intermediate, 11-13

16. Junior, 7-10

4-H AND FFA SHEEP – DEPT. 9

Superintendent: Karen Gillespie

Champion Market Lamb each breed

Grand Champion and Reserve Grand Champion Market Lamb

Supreme Champion and Reserve Supreme Champion Breeding Ewe

Champion Showmanship each age section

Sheep Rate of Gain

Awards sponsored by: Gillespie Show Stock, McGhee Farms, Rick & Connie Thompson, David & Angie Scheckel

1. Sheep pens must be cleaned twice daily prior to 6 p.m.
2. Two entries per breed, per exhibitor allowed.
3. At the time of weigh-in and showing, all market lambs must be slick shorn with an even length of wool covering the hock and knee. Wool length should not exceed 0.2 of an inch. Un-sheered sheep will not be entered.
4. Show order to be determined by superintendents.
5. Market lambs will not be allowed to re-weigh once they have checked in. Market lambs must weigh a minimum of 100 pounds to qualify for the livestock premium sale.
6. Breed for market livestock is determined at the pre-fair weigh-in and cannot be changed by the exhibitor after that time. A screening committee will check each animal for correct breed determination. Screening committee can request proof of breed or change breed determination if found to be in error up to 30 minutes prior to show time.

Sections:

Breeds:

1. Dorset
2. Hampshire
3. Speckled Face
4. Suffolk
5. Other Breed
6. Crossbred
7. Natural
8. All Breeding Ewe

Showmanship Ages:

9. Senior, 14+
10. Intermediate, 11-13
11. Junior, 7-10

Classes:

1. Market Lamb
2. Spring Ewe Lamb
3. Yearling Ewe
4. Aged Ewe
5. Sheep Showmanship
6. Anderson County Born and Bred Market Lamb

4-H AND FFA SWINE – DEPT. 10

Superintendent: Terry Egidy

Assistant: Huck Young

Champion Market Hog each breed
Grand Champion and Reserve Grand Champion Market Hog
Supreme Champion and Reserve Supreme Champion Breeding Gilt
Champion Showmanship each age section
Swine Rate of Gain

Awards sponsored by: High Bar Cattle Company, Cody & Lacie Davis, Colton & Morgan May, Nick & Erika Jimenez, Firestone Farms & Show Pigs, Nick & Dani Durand, David & Angie Scheckel

1. Hogs must be checked in from 5-7 p.m., Monday, July 29. Swine must be in pens by 5 p.m.
2. All swine pens must be cleaned a minimum of twice daily prior to 6 p.m.
3. **Bedding: Shavings are required in hog pens.**
4. Two entries per breed, per exhibitor allowed.
5. Market hogs must weigh at least 225 pounds to qualify for the livestock premium sale. Breeding gilts are not eligible for the premium sale.
6. Market hogs will not be allowed to re-weigh once they have checked in.
7. As deemed appropriate by superintendent and if space constraints require, breeding gilts will be brought in day of show and removed following the swine show.
8. Breed for market livestock is determined at the pre-fair weigh-in and cannot be changed by the exhibitor after that time. A screening committee will check each animal for correct breed determination. Screening committee can request proof of breed or change breed determination if found to be in error up to 30 minutes prior to show time.

Sections:

10. Intermediate, 11-13

Breeds:

11. Junior, 7-10

1. Chester White
2. Duroc
3. Hampshire
4. Spot
5. Yorkshire
6. Other Breeds
7. Crossbred
8. All Breeding Gilts

Classes:

1. Market Hog
2. Breeding Gilt, Jan. 1 to Feb. 14
3. Breeding Gilt, Feb. 15 to March 31
4. Swine Showmanship
5. Anderson County Born and Bred Market Hog

Showmanship Ages:

9. Senior, 14+

ROUND ROBIN – DEPT. 11

Superintendent: Jeff Gillespie

Friday, August 2 • 9 a.m.

Senior Round Robin Champion and Senior Round Robin Reserve Champion
Intermediate Round Robin Champion and
Intermediate Round Robin Reserve Champion

*Awards sponsored by: McGhee Farms, Anipro/Xtraformance Nutrition,
Tom Peine Family, David & Angie Scheckel*

1. Round Robin showmanship contest is for intermediate and senior age species champions in beef, dairy cattle, dairy goats, horse, meat goats, sheep and swine.
2. If any individual wins more than one department species of the showmanship contest, he or she will choose the category in which they wishes to show. The second place winner will show from the department(s) not selected by the winner.
3. Must show same animal in Round Robin as in species showmanship class.

LIMITED WASH PENS AVAILABLE

at the fair, plan accordingly. Nipple waterers are strongly encouraged. Shavings are required in hog pens.

CLOVERBUD SHOWCASE – DEPT. 12

Superintendent: Heather Corley

1. Cloverbud members may exhibit or showcase activity-related items from their Cloverbud experiences. Cloverbud members may not participate as a competitive exhibitor and are not eligible to receive premiums or awards that are given in traditional 4-H events. Cloverbuds will receive participation ribbons.
2. Please label exhibit with name and phone number (small piece of masking tape).
3. Exhibit suggestions: poster, Cloverbud memory book, scrapbook page, craft item, cereal snack – ½ cup in food grade plastic bag,
3 No Bake cookies on a paper plate in a food grade plastic bag.

Class:

1. Cloverbud Exhibit

4-H BANNERS – DEPT. 13

Superintendent: Heather Corley

Grand Champion and Reserve Grand Champion Ribbons

Banners will not be eligible for State Fair

1. Banners **are encouraged to** be pre-entered at the Extension Office.
2. Banners should illustrate a phase of 4-H work.
3. Avoid using copyright materials by using original work. Banners using copyrighted and/or trademark materials utilized to endorse or promote instead of educate will be disqualified and not displayed.
4. Dimensions - no less than 12 and no more than 16 square foot; minimum of 3' long on one side. **3' x 4'** banners must be hung on wooden dowels. A 6" long wire or chain may be fastened to each end of the dowel rod for hanging purposes.
5. Attach label to lower front left-hand corner of the banner (as you face) with name of Club and County in 2" high letters.

Sections:

1. 4-H Club Banner

4-H SEWING AND TEXTILE DESIGN AND SHOPPING IN STYLE (CLOTHING) – DEPT. 14

Superintendent: Erin Stevenson

Grand Champion and Reserve Grand Champion Ribbons

1. There is no limit to the number of articles, garments or outfits a 4-Her may enter.
2. Label each item of clothing by using a 3"x 2½" piece of fabric (muslin or old sheet) and with permanent marker write: name, county, address, and project level. Sew label in garment or use small safety pins to attach to the inside of the back of garment; do not use straight pins.
3. Place garment on hanger with hook towards right shoulder of the garment. To keep clothing clean, place in clear dry cleaner bag.
4. Educational exhibits – share what you have learned in the sewing and textile project. These may be in the form of posters (22" x 28") and notebooks.. Name and county/district must be clearly marked on educational exhibits.
5. Purchased garments must have an attached page, no larger than 4" x 6", tied to the hanger using string with the following information: photo of 4-Her wearing garment(s), written explanation of the thought process – why was the garment needed, what considerations did you use when you purchased the garment(s), and an itemized cost of the garment(s).

6. Recycled Clothing Project – An item made of at least 50% recycled material (recycled means reusing an existing item in a new way). Could be remaking/redesigning a garment, re-purposing a clothing item for a new use, etc. Must include sewing of some kind. An index card (no larger than 4” x 6”) MUST accompany entry describing the recycled materials and how they were used in the item.
7. Clothing will be judged during Saturday pre-fair judging at Community Building from 8:30 am – 10:30 a.m.
8. Purchased garments are not eligible for the Kansas State Fair.

Classes:

4000. An article, garment, or outfit constructed by a 9 -11-year-old exhibitor
4001. Educational exhibit prepared by a 9 -11 exhibitor (construction or buymanship)
4002. An article, garment or outfit constructed by a 12-14 exhibitor
4003. Educational exhibit prepared by a 12-14 exhibitor (construction or buymanship)
4004. An article, garment or outfit constructed by a 15-18 exhibitor
4005. Educational exhibit prepared by a 15 to 18-year-old exhibitor (construction or buymanship)
4006. Recycled Clothing Project
4020. Shopping in Style: Junior (age 9) Choose one of the following activities from Unit 1 or Unit 2 of the curriculum project manuals. Exhibit should consist of poster that showcases:
- A. a garment you purchased that reflects your personal style and explains how this garment reflects your style and how it influences what others think of you; OR
 - B. a garment you purchased and explains how your personal style either aligns or contradicts what is considered to be “in style” today. OR
 - C. a garment you purchased and explains or illustrates how this garment is a modern version of a fad or fashion from an earlier decade; OR
 - D. a garment you purchased and explains how this garment reflects a different ethnic or cultural influence; OR
 - E. a garment you purchased and includes a color discussion that provides an overview of how different colors complement different hair colors and skin tones and how that influenced garment selection.
4021. Shopping in Style: Intermediate (age 10-13) – Choose one of the following activities from Unit 3 or Unit 4 of the curriculum project manuals. Exhibit should consist of a display that showcases:
- A. an outfit you purchased to wear with a clothing item that was already in your wardrobe that still fit but you didn’t wear anymore. Explains why the clothing item was not being worn and what you did to transform it into a wearable garment again. OR
 - B. a top and bottom that you purchased, as well as at least three pieces of clothing in your existing wardrobe that you can mix and match with the new

items to create multiple outfits. Includes a clothing inventory and explain what you have learned by completing this activity. OR

C. an outfit you purchased and explain why you selected the garment you did, your shopping budget, and cost per wear; OR

D. an outfit you purchased and explain how advertising influences clothing purchases making a distinction between wants and needs. Include your shopping budget and cost per wear. OR

E. an outfit you purchased along with a cost comparison between garments accessories purchased vs. sewing/constructing the outfit. Comparison should include variety of shopping options and/or price tracking at stores over a period of time.

4022. Shopping in Style: Senior (age 14-18) – Choose one of the following activities from Unit 5 or Unit 6 of the curriculum project manuals. Exhibit should consist of a display that showcases:

A. an outfit you purchased and care requirements not only for this garment but also for garments made of other natural and synthetic fibers. Display should also include a care cost analysis for garments of different fibers; OR

B. an outfit you purchased which you have repaired or altered. Include a clothing inventory list which includes cost savings for repaired items as compared to purchasing replacement garments; OR

C. an outfit you purchased along with plans and commentary for a fashion show that would capture the attention of an audience. Plans should identify target audience, venue, theme, budget, and logistical plan for the fashion show; OR

D. an outfit you purchased and explain 3 methods of clothing repair that you have learned, i.e. torn seam, torn hem, replacing a button, etc. Display should also include photos and list of your assembled clothing first aid kit. Include itemized expenses; OR

E. An outfit you purchased, and feature any other completed activity from the Shopping In Style curriculum of your choosing that isn't listed above.

Please refer to the 2024 Kansas State Fair Entry Book for more info on classes and guidelines. <http://www.kansas4-h.org/events-activities/fairs/kansas-state-fair>

4-H & FFA AGRONOMY (CROPS) – DEPT. 15

Superintendents: Gayla Corley and Gaylene Comfort

Grand Champion and Reserve Grand Champion Ribbons

Awards sponsored by: Gayla Corley

1. Label exhibits with hybrid or variety name.
2. Two entries per section allowed.
3. Classes 15 and 16 are not eligible for Kansas State Fair.

Sections:

- | | |
|--|--|
| 1. White Corn, 10 ears | consist of one-gallon sample of seed |
| 2. Yellow Corn, 10 ears | 9. Soybeans, best 5 plants |
| 3. Hybrid grain sorghums, 10 heads | 10. Barley, one gallon |
| 4. Other forage sorghums, 10 heads | 11. Soybeans, one gallon |
| 5. Alfalfa hay, one flake, approx. 6" thick, tied two directions | 12. Oats, one gallon |
| 6. Native grass hay, one flake, 6" thick, tied two directions | 13. Farm display of 3-5 items grown by exhibitor |
| 7. Brome grass. Exhibit to consist of one-gallon sample of feed | 15. Display of 3 different varieties of hay; 3 flakes each tied two directions |
| 8. Other tame grasses. Exhibit to | |
| 16. Weed Control Exhibit, include the following four items: | |
| 1. Collect, identify, press, mount, and label 15 weeds. Include roots, stems, leaves, and flowers if possible. Three of the weeds must be noxious weeds preferably found in your home county. A standard 9"x12" scrapbook may be used to permanently mount your weed specimens. Identify the scrapbook with name and county on the inside front cover. | |
| 2. Prepare a list of the weeds mounted, showing common name, scientific name, and where it was found. Place the list in a specially identified section of the scrapbook. | |
| 3. Collect and identify weed seeds found in crop seeds. Mount them for display purposes. Place them in a specially identified section of the scrapbook. | |
| 4. Write a 300 word story on "How We Control Weeds on Our Farm" if you live on a farm. Other members can write "How We Control Weeds at Home." The story must show definite methods used to control weeds. | |

4-H ELECTRIC AND RENEWABLE ENERGY (ENERGY MANAGEMENT) – DEPT. 16

Superintendent: Brandon Palmer

Champion and Reserve Grand Champion Ribbons

1. 4-Hers may exhibit one article per section.
2. A sheet of operating instructions must be furnished for any exhibit.
3. Exhibit must be operable. If battery power is required, batteries must be furnished.
4. Any project with a complexity of size or electronics must have (a) instructions for assembly & use, and (b) equipment available at the time of judging for actual testing of the exhibit.
5. No hand dipped solder may be used on exhibits.

Section 1: Electrical and Electronics

Classes:

1. AC Electric Projects. Electric projects with a 110 or 120 V alternating current (AC) power source. Some project examples are household wiring demonstrations, small appliances extension cords, trouble lights, indoor or outdoor wiring boards, or shop lights. Projects may be a restoration or original construction. The project must be operational and meet minimum safety standards. AC projects must be 110/120 V, no 240 V exhibits are allowed, and must be constructed such that the judges have access to examine the quality of workmanship.
2. DC Electric Projects. Electric projects with a battery or direct current power source. This class includes electric kits or original projects. This class also includes demonstration DC powered project. Examples include: wiring two or three way switches, difference between series/parallel lighting circuits or wiring doorbells switches. All DC electric projects must work with batteries supplied by 4-H'er. Projects must be constructed such that the judges have access to examine the quality of wiring workmanship.
3. Electronics Projects. Electronic projects with a battery or direct current power source. This class includes electronic kits or original projects. Examples include radios, telephones, toy robots, light meters, security systems, etc. May be constructed using printed circuit board, wire wrap, or breadboard techniques. Include instruction/assembly manual if from a kit. Include plans if an original project. Projects must be constructed such that the judges have access to examine the quality of wiring workmanship.
4. Educational Displays and Exhibits. The purpose of the educational display and exhibit is to educate the viewer about a specific area of the 4-H electrical or electronics project. The display or exhibit should illustrate one basic idea. This class includes any educational displays, exhibits or science fair type projects which DO NOT have a power source, i.e. exhibits, posters or displays of wire types, conduit types, electrical safety, tool or motor parts identification or electrical terminology. Educational displays and exhibits must be legible from a distance of four feet, using a maximum tri-fold size of 3' x 4'.

Section 2: Small Engines

- All exhibits should involve engines smaller than 20 horsepower.
- Engine should contain NO fuel in tank or carburetor.
- Displays are limited to 4' wide and 4' deep - both upright and floor displays.

Classes:

1. DISPLAY - Exhibit a display, selecting one of the following options:
 - 1) a display identifying different engine or lawn and garden equipment parts or a display showing the function of the various engine or lawn

and garden equipment parts; OR 2) a display identifying and explaining the function(s) of different special tools needed for small engine work; OR 3) a display illustrating and providing the results of any one of experiments that are included in the project books. No complete engines, lawn tractors, tillers, chainsaws are permitted for display. Maximum tri-fold size is 3' x 4'.

2. MAINTENANCE - Exhibit a display that illustrates either 1) routine maintenance procedures OR 2) diagnosing and troubleshooting specific problems in an engine. No complete engines, lawn tractors, tillers, chainsaws, etc., are permitted for display, using a maximum tri-fold size of 3' x 4'.
3. OPERATION - Exhibit an operable small engine (no more than 20 HP) overhauled or rebuilt by the member. Include maintenance schedule for the engine and a brief description of steps taken by the member overhauling or rebuilding the engine. Maximum tri-fold size is 3' x 4'.

Section 3: Alternative Energy

- All exhibits in this division are limited in size to standard, tri-fold, display boards (36" x 48") and items may not extend beyond 12" from the back board. All displays must be self-standing.

Classes:

1. EDUCATIONAL DISPLAY - Create an exhibit that addresses a focused topic related to power generated from a renewable energy source. The purpose of the exhibit is to inform and create awareness.
2. EXPERIMENT - Display an experiment addressing a problem or question related to power generated from a renewable energy source. Include hypothesis, background research, variables, a control, data, findings, conclusions and recommendations for future study.

4-H ENTOMOLOGY – DEPT. 17

Superintendent: Heather Corley

Grand Champion and Reserve Grand Champion Ribbons

COLLECTION CLASSES

General Guidelines

1. All entries should be submitted in an 18" x 24" x 3.5" wooden display box with a clear plastic top. Boxes can be handmade or purchased as long as they are of the correct size and do not have a glass top. Please visit the website <http://www.kansas4-h.org/projects/agriculture-and-natural-resources/entomology.html> for box instructions and plans.
2. Identification should follow the taxonomy included in www.bugguide.net.
3. Each exhibitor is required to identify each box by placing 2 identification label bearing exhibitor's name, county or district, class and include a statement of taxonomy used. One label goes in the upper left corner of the box (inside) and the other on the lower right corner of the box (outside).

- Arrange specimens in the box so it can be displayed lengthwise.
4. The number of orders, specimens (and families where required) must be included on the exhibitor's box identification label. Only adult specimens can be used in collection boxes. Only one adult insect per species can be used in the Collections Boxes and NoteBook Classes, unless labeled as male or female and correctly identified.
 5. Arrange specimens in groups or rows parallel to the short sides of the box. Specimens are to be arranged by Order in the box, then Family where required.
 6. For each collection class, two labels will be centered on the pin beneath each specimen. First (closest to the specimen) is the common name label and the second label should include date/locality. Full county name, state abbreviation and collector name on the second label are required.
 7. The specimens should be collected by the exhibitor and should focus on Kansas. Insects may be collected from one county into bordering states and labeled accordingly. Please refer to "Entomology Collection Exhibit Resource" full details on out-of-state insects in collections.
 8. Only specimens of the class Insecta should be included. This means specimens from arachnids, such as spiders, millipedes, centipedes, ticks, mites, etc., will not be judged or included in overall specimen count.
 9. Purchased insects are not to be exhibited in collections, but they may be used in educational displays.
 10. Specimens of soft bodied insects such as aphids, lice, termites, etc., should be exhibited in alcohol filled vials; however, the use of alcohol filled vials should be limited to only those specimens that lose their shape when pinned, since the vials pose a significant hazard to the rest of the collection if they become loose in transit.
 11. Any major violation of rules will result in the exhibit being dropped one ribbon placing. Examples would include, but are not limited to: incorrect display box size, missing paperwork, feet on display box, no special project in notebooks, etc.

Sections:

1. INTRODUCTORY COLLECTION FOR BEGINNERS

4-H members 7-9 years of age or beginners of any age may enter in this phase for only two years. Display in one or two shoe boxes, pencil boxes, plastic storage boxes or one standard display box a minimum of 15 and a maximum of 30 species representing at least 6 orders. The boxes should be covered with a piece of plexiglas taped across the top of the box or covering the box. Follow the guidelines listed for Collections. Members may exhibit in this class for a maximum of 2 years once they become a 4-H member. There is no Kansas State Fair Class for this level.

2. BEGINNING I ENTOMOLOGY COLLECTION

Display in one standard box a minimum of 50 and maximum of 125 species representing at least 7 orders. Follow the general guidelines listed

for Collections. Members can exhibit in this class a maximum of 3 years, or until they receive a purple ribbon at the Kansas State Fair, whichever comes first.

3. BEGINNING II ENTOMOLOGY COLLECTION

Display in one standard box a minimum of 75 and maximum of 150 species representing at least 9 orders. Follow the general guidelines listed for Collections. Members can exhibit in this class a maximum of 3 years, or until they receive a purple ribbon at the Kansas State Fair, whichever comes first.

4. INTERMEDIATE ENTOMOLOGY COLLECTION

Display a minimum of 100 and a maximum of 300 species representing at least 10 orders. Two standard boxes can be used. Follow the general guidelines listed for Collections. In addition, family identification is required for all insects in any two of the following six orders:

- “Insects in Kansas” book – Orthoptera, Hemiptera, Homoptera, Coleoptera, Hymenoptera, and/or Diptera or
- “Insects in Kansas Book: 2016 Revised Taxonomy,” which follows www.bugguide.net - Odonata, Orthoptera, Hemiptera, Coleoptera, Hymenoptera, and/or Diptera

On a piece of paper list what you did to improve your collection during the current year. Examples: what insects did you add or replace; what orders and/or families you added; what Leadership you provided in this project; and/or what insects you have studied. Attach paper to the front of one of the display boxes.

5. ADVANCED ENTOMOLOGY COLLECTION

Display a minimum of 150 and a maximum of 450 species representing at least 12 orders. Three standard boxes can be used. Follow the general guidelines listed for Collections. Family identification is required for all insects belonging to the six basic orders as outlined under the Intermediate phase. Only families in the above six orders will be counted for judging. Family identification of insects in the remaining orders is optional, but desirable as long as accuracy is maintained. On a piece of paper list what you did to improve your collection during the current year. Examples: what insects did you add or replace; what orders and/or families you added; what Leadership you provided in this project; and/or what insects you have studied. Attach paper to the back of one of the display boxes.

Members may continue to exhibit in this class at the Kansas State Fair for an unrestricted number of years as long as they remain eligible for 4-H membership.

NOTEBOOK CLASSES

General Guidelines

1. Individual entries are to be placed for display in a three-ring notebook for competition.
2. Identification should follow the taxonomy included in www.bugguide.net.

3. 4-H'ers who have been previously enrolled in or are currently enrolled in the other phases of the Entomology project need to start with the Beginning Phase of Entomology Notebooks, not the Introductory Phase.
4. Each exhibitor is required to identify the notebook by placing a Title Page in the front of the notebook bearing the exhibitor's name, county or district and class. The number of orders, specimens and families (required in Intermediate and Advanced classes) must also be included on the Title Page.
5. Specimen pages should be grouped according to order and should include one page per species.
6. Date, common name, full county name, state abbreviation and collector name should be included for each species.
7. Specimen pages should have two different views of the insect if possible. If pictures are taken on different dates/localities, include information for both.
8. A divider page is to be placed in front of each order of insects with the order name printed on the tab for the page and also on the front of the divider page.
9. A statement describing the habitat where found/host plant may be included and is encouraged and will be worth a bonus 10 points total, not per page. For Intermediate and Advanced notebooks, this is strongly recommended.
10. For the Intermediate and Advanced classes, insects are also to be grouped by family behind each order divider.
11. If the exhibitor has been in the same class for more than one year, a separate sheet of paper needs to be added stating how many years the exhibitor has been in this class of the project and what the exhibitor did this year to improve their notebook. Place the paper just behind the Title Page in the front of the notebook.
12. A special project must be completed each year and included in the notebook. See project guideline materials for specifications.
13. Refer to the publication "Entomology Collection Notebook Guidelines" on the Kansas 4-H Entomology web page for more detailed rules for exhibiting.

Sections:

6. INTRODUCTORY ENTOMOLOGY NOTEBOOK

Display a minimum of 10 and a maximum of 30 insect species representing at least six different orders. Follow the general guidelines listed for Notebooks, including the Special Project. A 4-Her may exhibit in this class for a maximum of two years.

7. BEGINNING ENTOMOLOGY NOTEBOOK

Display a minimum of 20 and a maximum of 60 insect species representing at least seven different orders. Follow the general guidelines listed for all Notebooks, including the Special Project. Members can

exhibit in this class a maximum of 3 years or until they receive a purple ribbon at the Kansas State Fair, whichever comes first.

8. INTERMEDIATE ENTOMOLOGY NOTEBOOK

Display a minimum of 60 and a maximum of 100 species representing at least nine orders. Follow the general guidelines listed for Notebooks, including the Special Project. In addition, family identification is required for all insects in any two of the following six orders:

- “Insects in Kansas” book – Orthoptera, Hemiptera, Homoptera, Coleoptera, Hymenoptera, and/or Diptera or
- “Insects in Kansas Book: 2016 Revised Taxonomy” which follows www.bugguide.net - Odonata, Orthoptera, Hemiptera, Coleoptera, Hymenoptera, and/or Diptera

A 4-H'er may exhibit in this class for a maximum of three years.

A 4-H'er may move up if they receive a purple ribbon.

9. ADVANCED ENTOMOLOGY NOTEBOOK

Display a minimum of 100 and a maximum of 200 species representing at least twelve orders. Follow the general rules listed for Notebooks, including the Special Project. In addition, family identification is required for all insects in the following six orders: Orthoptera, Hemiptera, Odonata, Coleoptera, Diptera, and Hymenoptera. Family identification in the remaining orders is optional, but desirable as long as accuracy is maintained. Members may continue to exhibit in this class for an unrestricted number of years as long as they remain eligible for 4-H membership.

EDUCATIONAL DISPLAY CLASSES

General Guidelines

1. All entries should be submitted in an 18" x 24" x 3.5" wooden display box with a clear plastic top. Boxes can be handmade or purchased as long as they are of the correct size and do not have a glass top. Arrange display in the box so the box can be displayed lengthwise.
2. Each exhibitor is required to identify each box by placing two identification labels bearing exhibitor's name, county or district and the class in the box. One label goes in the upper left corner of the box (inside) and the other on the lower right corner of the box (outside). Information on numbers and kinds of insects is not needed for educational exhibits.
3. Displays may consist of specialized groups of insects or their close relatives, or relate to any aspect of their behavior, biology or ecology.
4. Displays should be presented in a clear, concise, and interesting manner.
5. Displays should include only work performed during the current year.
6. Title of the exhibit should be indicated inside the box.
7. The purpose of the project is to learn more about the importance, life cycles, biology, ecology, diversity, etc., of insects and related arthropods. Subject matter can be as varied as the animals themselves.

Sections:

10. BEGINNING EDUCATIONAL DISPLAY

Class for individuals that are exhibiting in the Beginning I and II Collection or Beginning Notebook Classes. If only exhibiting in this category, then ages 9-12. Follow the general rules listed for the Educational Displays.

11. INTERMEDIATE EDUCATIONAL DISPLAY

Class for individuals that are exhibiting in the Intermediate Collection or Intermediate Notebook Classes. If only exhibiting in this category, then ages 11-14. Follow the general rules listed for the Educational Displays.

12. ADVANCED EDUCATIONAL DISPLAY

Class for individuals that are exhibiting in the Advanced Collection or Advanced Notebook Classes. If only exhibiting in this category, then ages 13 or older. Follow the general rules listed for the Educational Displays.

MONARCH BUTTERFLY EDUCATIONAL DISPLAY RULES

Monarch Butterflies were officially put on the Endangered Species List on July 21, 2022. Having the scientific name *Danatus plexippus*, this migratory butterfly is well known for its spectacular annual journey of up to 3,000 miles across the Americas. It is now threatened with extinction due to habitat loss and climate change. 4-Hers can play a critical role in helping to bring habitat back for the Monarch Butterfly. They can help educate the public on ways to establish food sanctuaries for this butterfly species and help bring them back from the threat of extinction.

1. Exhibits should teach the public about the Monarch Butterfly and/or ways to protect and conserve it. The information could show nectar sources for adult 20 butterflies and food sources for caterpillars, Monarch tagging activities, collection of native milkweed and then packaging it to give to others to plant, a group working together to plant a Monarch friendly garden, ect.
2. 4-Hers may create a poster, notebook, standard size tri-fold, diorama, slide show or other visual display that shows information on Monarch Butterflies. If a slide show is created, it should be presented on a zip drive along with a printed copy of the presentation.

Sections:

13. Beginning Monarch Butterfly Educational Display Class: for 4-H members enrolled in Beginning I or II Entomology

14. Intermediate Monarch Butterfly Educational Display Class: for 4-H members enrolled in Intermediate Entomology

15. Advanced Monarch Butterfly Educational Display Class: for 4-H members enrolled in Advanced Entomology

4-H FASHION REVUE – DEPT. 18

Superintendent: Abbie Fritz

Grand Champion and Reserve Grand Champion Ribbons

Awards given by: Donna's School of Dance

1. Exhibitors need to complete the Public Fashion Revue Script Form and return to Extension Office by pre-fair entry deadline.
2. Fashion Revue judging is a walk through; 4-H members may model their outfits from 9-10 a.m. Saturday, July 27 at the community building.
3. Constructed garments - Majority of outfit must be constructed and modeled by 4-H member who made the garment/outfit. Everything of which is commonly considered an outer garment must be constructed (vest, jacket, dress, skirt, pants, coat, etc.). A sweater, blouse or shirt that is worn underneath another constructed garment can be purchased or made.
4. Shopping in Style - Majority of the outfit must be purchased (not borrowed) and modeled by the 4-H member or made by another individual for the 4-H member if the fabric and pattern were chosen by the 4-H member. Everything which is commonly considered an outer garment must be purchased by the 4-H member or constructed by another person (vest, jacket, dress, skirt, pants, coat, etc.).

Sections:

1. Constructed item, article, garment, or outfit 3 years or less in project
2. Constructed item, article, garment, or outfit 4 or more years in project
3. Purchased garment or outfit 3 years or less in project
4. Purchased garment or outfit 4 or more years in project

4-Hers ages 10-18 (by January 1) are eligible to exhibit at State Fair in the Fashion Revue Show if quality. See Kansas State Fair Book for more information.

Public Revue – will be held after the Anderson County Fair Parade at 8 p.m. in the livestock show arena. 4-Hers modeling must be ready to line up at 7:50 p.m. To receive fashion revue awards you must model at the public revue.

***Special awards in non-livestock projects
will be given during the Fashion Revue.***

4-H FIBER ARTS – DEPT. 19

Superintendent: Jennifer Brummel

Grand Champion and Reserve Grand Champion Ribbons

Awards given by: In Memory of Tammy Egidy, given by Terry Egidy

1. Exhibitors may enter two entries per section.
2. Make a label on 3" x 2½" piece of cloth, put class number, county or district, and name. Sew or safety pin label on the corner of flat articles.

For garments, attach label to the front of the left shoulder seam, or left side of waistband, as if you were wearing the garment. Indicate fiber content of all classes.

3. When articles normally worn together are exhibited, fasten articles together securely with yarn.
4. Special consideration will be given to articles which are original designs.
5. The exhibitor should attach an index card, no larger than 4"x6", with the entry form to give the judge any information on what parts of the exhibit they made, processes used, or other information which the exhibitor thinks would be helpful for the judge. For all items please indicate if item was made from a kit. For all items please indicate fiber content, and specifically if they are made of at least 90% wool. For quilted items indicate who did the quilting and binding.
6. Fiber Arts Educational Notebook – share with others what you have learned in this project about a particular Fiber Art. Exhibits should be in a notebook or binder. The notebook should include a narrative section describing the fiber art. It should include a clear description of the project, technique, budget, supplies, goals, accomplishments, successes, failures, and future plans. It may include samples of techniques, how-to's, photographs of completed projects, or other ways of educating others about fiber arts. NOTE: a collection of brochures, web pages, patterns, record book forms, etc., does not constitute an educational notebook. Follow copyright laws as explained in the General Rules as you are preparing your exhibit. Name, county, and fiber art covered must be clearly marked in this notebook.
7. Non-textile baskets or pieces should be entered in the Visual Arts Division. (examples include wood, reed, straw, grass, etc.)
8. When an exhibit is made using one or more Fiber Art techniques (i.e. knitting, crochet, needle arts, or patchwork and quilting), the determination of which class to enter the exhibit will be left up to the 4-H member.
9. Fiber Arts will be judged on the Saturday pre-fair judging day at the Community Building.

Sections:

1. Crochet, an article including felted items.
2. Knitting, an article made by hand or machine including felted items.
3. Needle Arts, an article created by hand using any of the following techniques:
 - (a) Embroidery and cross-stitch
 - (b) Needlepoint
 - (c) Candle wicking
 - (d) Crewel
 - (e) Lacework
 - (f) Appliqué
4. Patchwork and Quilting, an article; indicate who did binding and quilting.

5. Rug Making, braided, latch hook, tying, floor cloth.
6. Spinning, a skein with minimum of 10 yards.
7. Weaving, a woven article; attach an index card explaining what kind of loom or process was used.
8. Ethnic Arts, an article, a technique associated with a specific country or culture. It is a practical skill that was developed to provide basic family needs such as apparel, home furnishings, or decorations. A method maintained throughout history and passed down to others. Examples: batik, Swedish huck towel weaving, mud cloth, bobbin weaving, tating, felted items that are not knitted or crocheted, etc. Attach information telling history, where used, by whom, how it was used, short description of the technique.
9. Macramé, one article.
10. Fiber Arts Educational Notebook.

4-H FLORAL EXHIBITS (FLORICULTURE) – DEPT. 20

Superintendent: Heather Corley

Grand Champion and Reserve Grand Champion Ribbons
Champion Floral Arrangement

*Awards given by: Michael & Angela McSpadden and
Seekers Not Slackers 4-H Club*

1. Exhibitors may enter 2 entries in each section.
2. Exhibitors must be enrolled in the 4-H Horticulture and Landscape Design.
3. Members are encouraged to exhibit cut flowers and fresh floral arrangements in disposable container. If a non-disposable container is used, mark it plainly with your name and club. The fair is not responsible for any loss or damage to the flower, arrangements, vases or containers.
4. All materials should be grown and collected rather than purchased.
5. Information about exhibiting flowers can be found online in the publication “Preparing Cut Flowers for Exhibit,” available at <http://www.bookstore.ksre.ksu.edu/pubs/4H826.pdf>.

Classes:

- | | |
|--|---|
| <ol style="list-style-type: none"> 1. Celosia (cockscomb), plumed or crested 2. Zinnia, any color 3. Large Marigold, any color 4. Small Marigold, any color 5. Gladiolus, any color 6. Large Dahlia, any color 7. Small Dahlia, any color | <ol style="list-style-type: none"> 8. Hybrid tea roses, any color 9. Floribunda roses, any color 10. Sunflower, large 11. Sunflower, small 12. Any other perennial 13. Any other annual 14. Any planted wild flower annuals cared for by 4-Her |
|--|---|

- | | |
|---|--|
| <p>15. Any planted wild flower perennials cared for by 4-Her</p> <p>16. Current County Fair Theme</p> <p>17. Holiday of Your Choice</p> <p>18. Country Wild Flowers</p> <p>19. Miscellaneous Arrangement</p> <p>20. Floriculture Notebook</p> <p>21. Horticulture Notebook - Entry shall consist of a notebook or three ring binder of written narrative describing a horticulture project such as a landscape design, landscape installation, lawn renovation, water garden,</p> | <p>flower garden, vegetable garden, lawn mowing service, landscape maintenance business, farmer's market business, or other horticultural project. 4-Hers are encouraged to include photographs, illustrations and/or landscape drawings that help explain work done by the member. Photos taken from the same location before, during and after the completion of the project are particularly helpful.</p> |
|---|--|

4-H FOODS – DEPT. 21

Superintendents: Abbie & Sandi Fritz, Cassie Hast

4-H Club Foods Display Tables

Purple/Blue – \$25 • Red – \$20 • White – \$15

Grand Champion and Reserve Grand Champion Food Exhibit

Champion and Reserve Champion for Beginner, Junior,

Intermediate, and Senior Sections

Champion and Reserve Champion for Food Box Gift

Awards sponsored by: Matheu Egidy, In memory of Tammy Egidy, given by

Terry Egidy, Major Popcorn, Nick & Erika Jimenez,

Lazy B Farms - Billy & Deborah Lucus, Rick & Connie Thompson,

Donna's School of Dance, Michael & Angela McSpadden

1. 4-H members may exhibit 4 **non-perishable** food products, 1 recipe box/notebook, 1 educational exhibit, 1 food flop, 1 food gift package, and 3 food preservation exhibits.
2. All baked goods must be left whole and uncut. Small items such as cookies and rolls should be the same shape and from the same recipe. Exhibit 3 cookies, 3 muffins, 3 breadsticks, 1 loaf of bread, etc.
3. Any baked product that can be removed from the pan should be placed on a plate, covered cardboard or disposable container of appropriate size to the exhibit.
4. Exhibits should be in food grade plastic bags, disposable plastic containers or boxes of appropriate size for the exhibit. Only the exhibit is judged, not the container.
5. For food safety purposes, any food with custard and dairy-based fillings and frostings (ex. cream cheese) raw eggs, flavored oils, "canned" bread or cakes in a jar, cut fresh fruit or any food requiring refrigeration (ex. Bacon, or unbaked exhibit with raw flour, ex. no bake cookies) will

be disqualified and not judged. Refer to K-State Research and Extension publication, 4-H888, Judge's Guide for Food and Nutrition Exhibits, for information to help you make informed, safe food exhibit decisions.

6. Alcohol (ex. Wine, beer and hard liquor) is not allowed as an ingredient in food entries. Entries with alcohol in the recipe will be disqualified and not be judged.
7. A complete recipe with ingredients and instructions must be attached with the entry. Label the bottom of the plate or cardboard with exhibitor's class number, food product name, 4-Her's name, and county or district
8. Unfrosted cakes should be exhibited in an upright position with crust showing. The exception is for cakes made with special designs such as Bundt cakes, which should be exhibited top crust side down.
9. Under baked entries will be lowered one or more ribbon placings.
10. All food name brands must be covered. Name brands not hidden will result in one lower ribbon placing.
11. For food safety purposes, any entries with frostings and fillings must calculate the amount of sugar in the frosting/filling recipe only. Calculation must be attached to entry, or the placing will be lowered one ribbon when judged. Frosting and fillings need to contain more than 65% sugar for safety. Examples on how to calculate this percentage are included in the publication located at:
<https://bookstore.ksre.ksu.edu/pubs/MF3544.pdf>.

26. Classes:

1. Non-perishable Food Product.
2. Recipe box/notebook exhibit (Not State Fair Eligible) – Juniors need 10 recipes; Intermediates need 20 recipes; Seniors need 30 recipes.
3. Food Gift Package. Food Gift Packages cannot contain any alcoholic beverages. A food gift box must contain at least 3 different food items prepared for human consumption, made by the 4-Her, in a suitable container no larger than 18" x 18" x 18". Additional food items can be added. Recipes must be on all prepared food items. On a recipe card, answer the following questions: a) what is the intended use; and b) what food safety precautions were taken during and after preparation. Home canned foods must follow Food Preservation Rules. Canning jars should not be used for baking per manufacturer's instructions. They could break during baking.
4. Food flop exhibit (Not State Fair Eligible) – 4-H members need to explain to the judge what caused the food product to flop and share solutions for the failed food product. Ribbon placing is how well the 4-H member understands the reason for the poor quality food product.
5. Modified Non-Perishable Food Product. Product must be modified from original recipe to nutritionally enhance the food product. Attach one – 8½" x 11" page (front and back) that includes Original Recipe,

Modified Recipe, and Narrative to describe modifications made, why modifications were made and lessons learned such as nutritive value or changes in appearance, doneness, aroma, flavor, tenderness and/or texture. Example: a standard blueberry muffin recipe that is modified to make it gluten free. Suggested resources:

Altering Recipes for Better Health Purdue University:

<http://www.extension.purdue.edu/extmedia/cfs/cfs-157-w.pdf>

Altering Recipes for Good Health Texas A&M University

<http://gillespie.agrilife.org/files/2013/02/Altering-Recipes-for-Good-Hea1.pdf>

6. Educational exhibit. Educational exhibits can be a poster (22" x 28" maximum), notebook, or display (3' x 4' tri-fold display board). Follow copyright laws explained in General Rules. Name and county/district must be clearly marked on educational exhibits. Note: A collection of favorite recipes is NOT an educational exhibit. No card table displays are allowed.
7. All 4-H foods will be boxed and sold at the fair. A small sample will be left on plates for exhibits.
8. Grand Champion and Reserve Grand Champion food exhibits will be auctioned off before the evening Livestock Premium Sale. **4-H members are responsible for bringing newly prepared food items to the auction for sale.**
9. 4-H Club Foods Display Table. Each 4-H club will decorate a table to display their club's 4-H foods exhibits; labels for each individual 4-Her are required. Tables can be set up after foods are judged. All food name brands must be covered. Name brands not hidden will result in one lower ribbon placing.

Divisions:

1. Beginner 7-8 years old (not state fair eligible)
2. Junior 9-11 years old
3. Intermediate 12-14 years old
4. Senior 15-18 years old

All 4-H foods must be entered between 1-4 p.m. on Monday

Conference Judging will be from 1-4 p.m.

1-2 p.m.: Star Shooting and Cherry Mound

2-3 p.m.: Lucky 13

3-4 p.m.: Seekers Not Slackers

TAMMY EGIDY COOKIE JAR CONTEST



Rules

1. Must be a wide mouth gallon jar with a lid that seals.
2. Must have 5 different types of cookies.
3. Decorations may not extend out farther than 4" from side of jar.
4. At least 50% of jar must be clear so that cookies are visible.
5. Each cookie must be individually wrapped with plastic wrap.
6. Each 4-H club can enter one (1) cookie jar.
7. One cookie of each type must be displayed on a plate in front of the cookie jar.

Judging

- The Cookie jar must be on display in the Community Building by Noon on Monday, July 29.
- Sealed voting boxes will be displayed with entered cookie jars, votes can be entered by dropping coins in the voting boxes until Noon on Friday, August 2.

**Cookie jars will be auctioned off at the
Anderson County 4-H Sale on Friday evening, August 2.**

**Proceeds from the auctioned jars will go back to the 4-H Clubs.
The winning jar will receive an additional cash prize.**

**Contact:
Jenny Jasper 785-448-7599**

4-H FOOD PRESERVATION – DEPT. 21A

Superintendents: Abbie & Sandi Fritz, Cassie Hasty

Champion and Reserve Champion Food Preservation

Awards sponsored by: Ma & Pa Kettle Corn

1. 4-H members may exhibit 3 food preservation exhibits. Members may only enter one entry per class.
2. Exhibits must have been preserved since the member's previous year's county fair and not exhibited at the previous State Fair.
3. Recipes and processing methods from the sources below are recommended. Recipes must be from current, tested resources listed below AND MUST BE ADJUSTED FOR ALTITUDE based on your processing location, or it will be disqualified. Processing methods that will be disqualified include: open kettle canning, oven canning, sun canning, and using electric multi-cookers. Untested recipes will be disqualified for food safety reasons. Tested recipe sources include:
 - K-State Research and Extension Food Preservation Publications
 - Other University Extension Food Preservation publications
 - USDA Complete Guide to Home Canning, @2015
 - So Easy to Preserve, 6th edition, The University of Georgia Cooperative Extension Service
 - Ball Blue Book Guide to Preserving, Edition 37
 - Ball Complete Book of Home Preserving, @2015 and @2020
 - Canning Mixes (i.e. Mrs. Wage's, Ball®)
 - Pectin manufacturers (i.e. SureJell, Ball®)
 - KSRE Rapid Response Center Preservation Recipes
 - National Center for Home Food Preservation
 - Ball® and Kerr
4. Refer to the following K-State Research and Extension publications for more information:
 - 4H712, Food Safety Recommendations for Food Preservation Exhibits (<http://www.ksre.ksu.edu/bookstore/pubs/4H712.pdf>)
 - MF3170 "10 Tips for Safe Home-Canned Food" (<http://www.ksre.ksu.edu/bookstore/pubs/MF3170.pdf>)
 - MF3171 "Sassy Safe Salsa at Home" (<http://www.ksre.ksu.edu/bookstore/pubs/MF3171.pdf>)
 - MF3172 "What's Your Elevation?" (<http://www.ksre.ksu.edu/bookstore/pubs/MF3172.pdf>)
 - MF3241 "How to Guide to Water Bath Canning and Steam Canning" (<http://www.bookstore.ksre.ksu.edu/pubs/MF3241.pdf>)
 - MF3242 "How to Guide to Pressure Canning" (<http://www.bookstore.ksre.ksu.edu/pubs/MF3242.pdf>)
5. Alcohol is not allowed as an ingredient in food preservation entries.

- Entries with alcohol in the recipe will be disqualified and not be judged.
6. Each exhibit must have the complete recipe and instructions attached with the entry card, or it will be disqualified. Recipe must include exhibitor name, recipe source, date of publication and altitude where food was processed. If using Mrs. Wage's or Ball mixes, indicate the date the mix was purchased.
 7. Exhibits must be sealed in clean, clear standard canning jars, with matching brand (ex: use Ball lids on Ball jars, or Kerr lids on Kerr jars, etc.) two piece lids. Do not use colored jars. Do not add fancy padded lids, fabric over wraps or cozies as they interfere with the judging process. No fancy packs unless recipe states to do so (ex: Pickled asparagus). Jars must be sealed when entered. For food safety reasons, the size of jars used must not be larger than the jar size stated in the recipe. Note: There are 12-ounce, 24-ounce and 28-ounce canning jars available and may be used. Use pint jar process recommendations for 12-ounce jars. Use quart jar process recommendations for 24 ounce and 28-ounce jars.
 8. Each jar exhibited must be labeled. The label must not cover brand name of jar. You may need to make a label using an adhesive mailing label. The label must give: Class No, Division, Product, Altitude where processed, Canning Method (water bath, weighted gauge or dial gauge pressure method), Process Time, Pressure (psi), date processed including month and year, Name, and County/District. **Labels are also available at the Extension Office before the fair or at time of entry from the Superintendent.**
 9. If dried food product is not in a canning jar, it will be lowered one ribbon rating. Suggested amount: $\frac{1}{3}$ – $\frac{1}{2}$ cup, or three or four pieces per exhibit. All meat jerky must be heated to an internal temperature of 160 degrees F before or after drying. This is not the drying temperature! Dried products must include the recipe, preparation steps and heating instructions. Jerky not heated to an internal temperature of 160 degrees F will be disqualified and not be judged. Heating information can be found in "Dry meat Safely at Home" www.ksre.ksu.edu/bookstore/pubs/MF3173.pdf

Classes:

- | | |
|---|--|
| <ol style="list-style-type: none"> 1. Sweet Spreads (Fruit and/or Vegetables), Syrups; One jar 2. Fruits, Juices, Fruit mixtures (Salsa, Pie Filling, etc.); One jar 3. Low Acid Vegetables (green beans, corn, etc. or vegetable mixtures); One jar | <ol style="list-style-type: none"> 4. Pickles (Fruit or Vegetable), Fermented Foods and Relishes and Chutney; One jar 5. Tomato/Tomato Products, Tomato Juice and Tomato Salsa; One jar 6. Canned (Not Dried) Meats; One jar 7. Dried Foods; One small jar |
|---|--|

4-H FORESTRY – DEPT. 22

Superintendent: Heather Corley

Grand Champion and Reserve Grand Champion Ribbons

1. Each member may enter up to two exhibits in 4-H Forestry but only one entry per class. Participants can exhibit in a collection phase and one other class, 5104-5109, or they may exhibit in any two non-collection classes, 5104-5109.
2. All leaf exhibits are to be mounted on 8½” x 11” heavy stock paper and placed in loose leaf binders. (Magnetic or adhesive filler sheets for photographic prints or sheet protectors are recommended.) Twigs and fruit collections may be exhibited in whatever manner you choose. Maximum tri-fold size is 3’ x 4’. Resources for exhibiting are located on the Kansas 4-H forestry project page: <https://www.kansas4-h.org/projects/agriculture-and-natural-resources/plant-sciences/forestry.html>
3. Name, club, age, and year in project should be on front cover or in a prominent location.
4. Leaves should be identified with an appropriate label located near the leaf on the same page. These labels should include (1) The proper common name as listed in the 4H334, “List of Native Kansas Forest Trees “ (<https://www.bookstore.ksre.ksu.edu/pubs/4H334.pdf>); (2) Location (city and/or county) where collected; and (3) date (day, month, year) or (month, day, year) collected.
5. Divide specimens into the following two sections: Native Kansas Trees, and Non-Native Trees. (<https://www.bookstore.ksre.ksu.edu/pubs/4H334.pdf>)
6. New specimens are those specimens collected during the current 4-H year and cannot be a duplicate tree species of previously displayed specimens.
7. Group specimens according to the years collected (ex. “old-previous years” and “new”).
8. Variations of varieties do not count as different species or specimens.
9. When replacing previously displayed samples, due to degradation, improper mounting or incorrect identification, the specimen label must also be updated. Replacements do not count as new specimens. Replacements should be displayed in the “old previous” section of the display.
10. If you retrieve information for your forestry exhibit, you must include a reference citation to the source.
11. In all leaf collections , exhibit one complete leaf where possible. If leaf is too large, exhibit as much as possible. Sketch in reduced scale the entire leaf and illustrate where the exhibited portion is from. Note: A “leaflet” is incorrect when displayed as the complete leaf for the tree.
12. All work must show originality. Leaf collections and displays should not closely resemble work done by others in the same club.

Knowing Trees as Individuals – Leaf Collections

Section 1: Beginning

Forestry Collection: (Choose either A or B) Only those exhibiting at the state fair for the first year may enter this class.

Classes:

- A. Exhibit: a minimum of 10 different leaves from native Kansas trees collected within the year. Exhibit may include non-native leaves in addition to the required number of leaf specimens collected from native Kansas trees.
- B. Exhibit: a minimum of 5 native Kansas trees showing leaf, twig and fruit from each species collected.

Section 2: Intermediate

Forestry Collection: (Choose either A or B) This class is open to those exhibiting either for the first or second time at the state fair.

Classes:

- A. Exhibit: a minimum of 20 different leaves (including 10 new specimens) from native Kansas trees. Exhibit may include non-native leaves in addition to the required number of leaf specimens collected from native Kansas trees.
- B. Exhibit: with a minimum of 10 native Kansas trees showing leaf, twig, and fruit from each species collected. This exhibit must include 5 new leaf, twig, and fruit specimens.

Section 3: Senior

Forestry Collection: (Choose either A or B) This class is open to those exhibiting either for the third or fourth time at the state fair.

Classes:

- A. Exhibit: a minimum of 30 different leaves (including 10 new specimens) from native Kansas trees. Exhibit may include non-native leaves in addition to the required number of leaf specimens collected from native Kansas trees.
- B. Exhibit: a minimum of 15 native Kansas trees showing leaf, twig, and fruit from each species collected. This exhibit must include 5 new leaf, twig, and fruit specimens.

Section 4: Advanced

Forestry Collection: (Choose either A or B) This class is open to those exhibiting the fifth time or more at the state fair.

Classes:

- A. Exhibit: with a minimum of 40 different leaves (including 20 new specimens) from native Kansas trees. Exhibit may include non-native leaves in addition to the required number of leaf specimens collected from native Kansas trees.

- B. Exhibit: with a minimum of 20 native Kansas trees showing leaf, twig, and fruit from each species collected. This exhibit must include 10 new leaf, twig, and fruit specimens.

Section 5: How a Tree Grows

5. Notebook: Entry may include a project notebook with 10 or more seeds collected with pictures showing a germination study or a mounting of a thin section of wood cut from the end of a log or top of stump labeled with information such as kind of wood and age of tree when cut or exhibits an illustration of how a tree grows.

Tree Appreciation

6. Notebook: Entry may include a research or reporting project notebook with no more than 10 pages based on the exhibitor's selected tree. Exhibit must be a different species of tree each year. This notebook may include sketches, drawings, pictures, a story, or any other things which will help tell about the tree you have selected.

Growing and Protecting Trees

7. Display/Notebook: Entry requires a display, or project notebook, telling about project and pictures before, during, & after planting seedlings, a container tree, or a balled and bur lapped tree. Maximum tri-fold size is 3' x 4'.

Tree Culture

8. Display/Notebook: Entry requires a display, or project notebook, showing your project work and includes pictures of before, during and after wood lot improvement. Maximum tri-fold size is 3' x 4'.

How Forests Serve Us

9. Entry may include collected wood samples (all or partial) and 2 page essay. Wood sample display to be mounted on poster board or any stiff material no larger than a 3' x 4' tri-fold. Essay should be displayed in a covered binder.

Educational/Creative Exhibit

10. Entry must be directly related to tree identification or Forestry. Type of exhibit is open (notebook, poster, collection box, etc.) given a maximum tri-fold size of 3' x 4'. Care should be taken to use durable materials that will withstand State Fair conditions. This is a good class to exhibit an unusual collection.

4-H GEOLOGY – DEPT. 23

Superintendent: Heather Corley, Gayla Corley

Saturday Judging: July 20

Location: Extension Office Meeting Room

Grand Champion and Reserve Grand Champion Ribbons

Champion and Reserve Champion Ribbons

given to Junior, Intermediate, and Senior Sections

Awards sponsored by: Gayla Corley

1. Geology boxes and exhibits need to be delivered to Extension Office between 8:30 a.m. and 9 a.m. on Saturday, July 20 of judging. All 4-H geology boxes will be judged in the morning.
2. Exhibit box should be 18" x 24" x 3½". All specimens are to be arranged across the narrow (18") dimension of the exhibit box, making the exhibit 18" across the top and 24" deep. Plexiglas covers required and must be removable from top. Screws, locks, or other devices preventing judges from removing Plexiglas cover should not be used. All Plexiglas covers must slide out of the top.
3. Exhibitors are to identify each display box by placing a label with name, county or district and number of specimens in the upper left-hand corner of the Plexiglas cover (inside use clear double-sided tape to adhere labels) and by attaching a label with the same information on the lower-right corner of the box (outside).
4. Geology specimens should be labeled with the specimen number, date collected, specimen name or description and locality (county only) where collected.
5. Classes 1-7, specimens should be mounted in the box by proper groups – rocks, minerals and fossils. These specimens must be collected from locations in Kansas. Out-of-state specimens will not count in the minimum number for the class, nor will they be considered in judging with the exception of Tri-State Mining Area specimens collected from these three adjacent counties: Ottawa County, OK; Newton and Jasper Counties, MO.
6. Classes 1-7, each specimen must be properly labeled:
 - a. Fossils must be identified to the Phylum, Class and Genus level. More than one specimen of the same genus of a fossil may be exhibited if this duplication represents different geological formations. Specimen label must show this distinction (Fort Hays limestone, not just limestone; calcite from the Greenhorn Formation, not just calcite; Phylum: Brachiopoda Class: Articulata Genus: Composita from the Morrill Limestone Member, not just Phylum: Brachiopod Class: Articulata Genus: Composita).

- b. Rocks must be labeled with the name of rock type, formation, and the name of the rock.
- c. Minerals must be labeled with type of mineral and name of specimen.

Classes:

1. Junior (First year exhibit – 9 specimens) 3 rocks, 3 minerals, and 3 fossils. List the rocks as igneous, metamorphic, or sedimentary.
2. Junior (Second year exhibit – minimum 15 specimens) adds 6 new specimens. List the rocks as igneous, metamorphic, or sedimentary.
3. Junior (Third year exhibit – minimum 21 specimens) adds 6 new specimens. List the rocks as igneous, metamorphic, or sedimentary.
4. Display at least 15 rocks, minerals, and fossils collected during the current 4-H year, 5 rocks, 5 minerals, and 5 fossils. Exhibitor is limited to one exhibit box. (4-Her eligible to show at State Fair first time.)
5. Display of at least 30 different rocks, minerals, or fossils, at least 5 of each. **Fifteen new specimens must be collected during the current year.** Exhibitor is limited to one exhibit box. (4-Her eligible to show at State Fair first or second time.)
6. Display of at least 45 different rocks, minerals, or fossils, at least 5 of each. **Fifteen new specimens must be collected during the current year.** Exhibitor is limited to two exhibit boxes. List the rocks as igneous, metamorphic, or sedimentary. (4-Her eligible to show at State Fair third or fourth time)
7. Display of at least 60 different rocks, minerals, or fossils, at least 5 of each. **Fifteen new specimens must be collected during the current year.** Exhibitor is limited to two exhibit boxes. List the rocks as igneous, metamorphic, or sedimentary. (4-Her eligible to show at State Fair fifth time or more)
8. Geology Educational Exhibit: Exhibit relating to everyday living; or to a mineral test, a rock formation, geological history, species of a fossil, forms of one mineral, a variation of one kind of rock, archaeological artifacts, or Indian artifacts. Digital formats are accepted. Please make arrangements for the judge to view your exhibit and have a hard copy for display. Exhibit limited to 4 feet of table space. Care should be taken to use durable materials that will withstand State Fair conditions.
9. Mineralogy. Display a minimum of 15 mineral specimens collected in Kansas, at least 5 of which have been collected during the current 4-H year. The minerals are to be grouped by mineral class (ie: Carbonates, Oxides, Silicates) and at least 3 classes must be represented. The member must use one standard display box (see general rule #2). The specimens must be labeled with the number of the specimen, date collected, name of specimen, county where collected and chemical composition (ie: CaCO₃ for calcite) if known.
10. Fossils. Display a minimum of 15 fossil specimens collected by the

participant in Kansas, at least 5 of which have been collected during the current 4-H year. The fossils are to be grouped by Phylum and Class, and at least 3 phyla must be represented (Brachiopoda, Chordata, Mollusca, etc.) The member must use one standard display box (see general rule #2). The specimens must be labeled with the number of the specimen; date collected; county where collected; formation, member, or source; phylum, class, and genus or part; and geologic age (Cretaceous, Permian, Pennsylvanian, etc.) See general rule #6 for additional fossil labeling expectations.

Lapidary Sections:

All lapidary specimens should be labeled with the following information:

- Specimen name
- Place of origin (country, state, or county; county required for Kansas specimens)
- Purchased or self-collected
- Date lapidary treatment began
- Date lapidary treatment completed (treatment completed after the State Fair is considered a new year specimen).

Sections:

11. Lapidary. Display at least 5 varieties of polished (tumbled) specimens and 5 varieties of unpolished specimens that have not yet received lapidary treatment. These do not have to be an example of “before and after” nor do they have to be self-collected. Locales must be identified.
12. Lapidary. Display before-and-after examples of at least 3 varieties of specimens, at least 2 tumble-polished and 2 unpolished of each. There is no requirement that the 4-H'er collect any of these. Locales must be identified. Lapidary work should be done during the current 4-H year.
13. Lapidary. Display before-and-after examples of at least 6 varieties of specimens, at least 2 tumble-polished and 2 unpolished of each. At least two varieties should be collected from the native site by the 4-H'er, at least one of which comes from Kansas. Locales must be identified. Lapidary work on at least three varieties should be done during the current 4-H year.
14. Lapidary. Display before-and-after examples of at least 9 varieties of specimens, at least 2 tumble-polished and 2 unpolished of each. At least three varieties should be collected from the native site by the 4-H'er, at least two of which come from Kansas. Locales must be identified. Lapidary work on at least three varieties should be done during the current 4-H year.
15. Lapidary. Exhibit at least 6 specimens that have not previously been exhibited, which have received lapidary treatment. Lapidary treatment may consist of polishing, and end, face, or flat lapping. Specimens must represent at least 3 different varieties and include at least three cabochons of any size or shape, only one of which may be free-formed. A cabochon

is a style of cutting in which the top of the stone forms a domed or curved convex surface. Three of the specimens must be mounted into jewelry findings.

Classes:

1. Junior 7-8 years old
2. Intermediate 9-13 years old
3. Senior 14-18 years old

4-H INTERIOR DESIGN & ARCHITECTURE (HOME ENVIRONMENT) – DEPT. 24

Superintendent: Heather Corley

Grand Champion and Reserve Grand Champion Ribbons

1. 4-H members must be enrolled in project. Each item displayed needs a label with name and 4-H Club.
2. A summary including plans, explanation of how the items was made or refinished, and how it fits into the color and design of the room. Summary could also include project inspiration, challenges, who helped you, and any other information that could be helpful to the judge. Summary should be in a plastic protective sleeve and attached to exhibit.
3. Projects with missing or insufficient summary will be lowered one ribbon placing (i.e. a blue ribbon exhibit will receive a red ribbon).
4. Exhibits should be of high quality (as compared to quick, simple crafts), suitable for use in the home several months throughout the year. Holiday specific items are discouraged.
5. Poster or notebook may include floor plan, swatches, colors, photographs, stories and project records which detail what was accomplished this year with indication of future plans.

Sections:

1. Single Exhibit. An article made or refinished by the 4-Her for the home. Must include attached summary.
2. Design Board. Boards must be on foam core or a standard tri-fold display. Include: color scheme, wall treatment, floor treatment, samples, etc. and or floor plan for a room. Must include attached summary.
3. Notebook. Notebooks may include floor plans, swatches, colors, stories, photographs, and project records which detail what was accomplished this year with a given indication of long term plans. Notebooks should also include project inspiration, challenges, who helped you, and any other information that could be helpful to the judge. Additional summary is not required for Notebook exhibits.
4. Room Display – 5-7 items – display needs floor plan sharing where items

go in the room, cost of items, and written page about the room items – who did the work, etc. (not eligible for State Fair).

4-H & FFA HORTICULTURE AND LANDSCAPE DESIGN – DEPT. 25

Superintendents: Gayla Corley, Gaylene Comfort

Grand Champion and Reserve Grand Champion Garden Exhibit

Awards sponsored by: Gayla Corley

1. Two entries per section. 4-H members must be enrolled in Horticulture and Landscaping Design project.
2. Information about exhibiting produce is available online in the publication “Exhibiting Fruits and Vegetables” available at <http://www.bookstore.ksre.ksu.edu/pubs/c405.pdf>
3. Place produce on a disposable plate, bowl, or container that will support the weight of the produce. All entries must be freestanding, easily moved, and not require any special equipment to display. Hanging entries are not accepted.

Sections:

- | | |
|-------------------------------------|--|
| 1. Red potatoes, five | 22. Peppers, not bell, five |
| 2. White potatoes, five | 23. Jalapeño Peppers, five |
| 3. Sweet potatoes, five | 24. Anaheim Peppers, five |
| 4. Yellow tomatoes, five | 25. Habanera peppers, five |
| 5. Roma tomatoes, five | 26. Mango peppers, five |
| 6. Red tomatoes, five | 27. Summer squash, one |
| 7. Cherry ornamental tomatoes, five | 28. Winter squash, one |
| 8. Grape tomatoes, five | 29. Eggplant, one |
| 9. White onions, five | 30. Cabbage, one |
| 10. Yellow onions, five | 31. Cantaloupe, one |
| 11. Red onions, five | 32. Honeydew, one |
| 12. Carrots, five | 33. Watermelon, one |
| 13. Beets, five | 34. Pumpkin, one |
| 14. Parsnips, five | 35. Miniature Pumpkins, five |
| 15. Turnips, five | 36. Sweet corn, 10 ears |
| 16. Beans, green snap, twelve | 37. Popcorn, 10 ears |
| 17. Beans, yellow wax, twelve | 38. Indian corn, 10 ears |
| 18. Lima beans, twelve | 39. Miscellaneous Vegetable not
mentioned above: large (1-each);
medium (5-each); small
(12-each) |
| 19. Okra, five | |
| 20. Cucumbers, five | |
| 21. Bell peppers, five | |

40. Garden display – Display consists of 5 different types of fresh vegetables. See below for more information. The numbers of the five types of vegetables to be exhibited are as follows:
 - Large Vegetables (1 each)** cabbage, cantaloupe, eggplant, large pumpkin, squash, watermelon
 - Medium Vegetables (5 each)** beets, carrots, cucumbers, decorative gourds, potatoes, miniature pumpkins, okra, onions, peppers, sweet potatoes, tomatoes, cherry tomatoes or other similar sized vegetables
 - Small Vegetables (12 each)** green snap beans, wax beans, English peas, or other similar sized vegetables
41. Fresh Culinary herbs (6) example: parsley, basil, dill, etc. Six stems (or a comparable quantity) of ONE VARIETY of fresh herbs must be exhibited in a disposable container of water.
42. Small fruits (one half pint box) example: strawberries, blackberries, raspberries, or other similar sized fruits.
43. Tree fruits (plate of 5) example: apples, pears, peaches, or similar sized fruits.
44. Grapes (plate of 2 bunches)
45. Decorative gourds, five (no State Fair class)
46. Assortment of 3 gourds, any variety (no State Fair class)

4-H PHOTOGRAPHY – DEPT. 26

Superintendent: Kendra Louk

Grand Champion Photography and Reserve Grand Champion Photography
Ranae Young Award

Award sponsored by: Rockers Photography, J&S Farms, Joel & Stacy Sprague

1. Exhibitors are limited to **10** entries from their current year's project work.
2. Photographs entered must be the result of the current year's work by the 4-H member. Photo images must be taken by the 4-H member (exhibitor).
3. All enlargements must be no larger than 8" x 10" and no smaller than 7" x 9", after trimming. Photos **MUST** be mounted across the narrow (11") dimension of an 11" x 12½" photo mat from the Extension Office. The top edge of the photo must be 1" down from the top of the photo mat. Sides of the enlargement photo should be equal distance from the edges of the photo mat. A permanent mount should be made by using photographic adhesive available at the Extension Office. See illustration.
4. No lettering including dates permitted on the front of the photo mat or picture. **On back of photo matte write: photo description, district/county, name, address, location where photo was taken.**
5. Photos must be exhibited in an unsealed protective bag. These may be purchased from Extension Office for a small fee. Photo adhesive is also available. **DO NOT SEAL BAG PRIOR TO JUDGING.**
6. Photographs taken with a digital camera and having no more

adjustments than exposure, color intensity, or correction, red eye removal, cropping, dodging and burning should be entered in the standard color or black & white sections. HDR photos are to be entered in the standard photo class.

7. Monochromatic prints including sepia prints are considered color photos and must be entered in correct color section.
8. **Photos with live subject(s) on railroad right of way or taken from railroad right of way property will not be displayed in Kansas 4-H Photography and will be disqualified and not judged.**
9. Copyright protections must be observed.

Classes:

1. Color photos taken by a 4-H member with 3 years or less in the project.
2. Color photos taken by a 4-H member with 4-7 years in the project.
3. Color photos taken by a 4-H member with 8 or more years in the project.
4. Black & White Photos taken by a 4-H member with 3 years or less in the project.
5. Black & White Photos taken by a 4-H member with 4-7 years in the project.
6. Black & White Photos taken by a 4-H member with 8 or more years in the project.

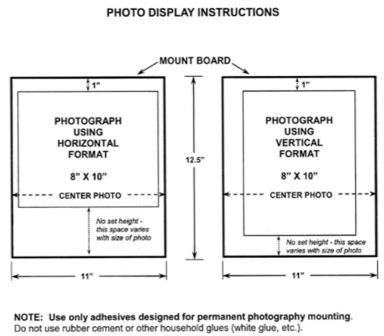
Following Sections are not eligible for exhibit at Kansas State Fair

7. Sequence – 2 or more photos.
8. Story telling sequence - 5 or more pictures.
9. Photo album – portfolio of work done during the year. Photos are to be categorized, each photo captioned. (Photography or craft judges may judge this entry depending upon their expertise.)

Portfolio Classes

Growth Portfolio

1. Member is eligible for this class beginning with the 3rd year of enrollment in the 4-H photography project.
2. Exhibit will consist of one photo for each year of enrollment. Each photo must have been created in a different year and must be labeled with the year taken/project enrollment year. A maximum of 5 photos may be included, if the member has 5 or more years of enrollment. Photos are not



BACK OF MOUNT BOARD

Photo Description: (Please indicate the geographical location of the photo in your description)

County or District/County:

Name:

Address:

City, State, Zip:

required to be in a consecutive order. For example, a nine-year-old with three years enrollment in photography is eligible to enter a growth portfolio. The portfolio in this example should have one photo from the seven-year-olds year, one photo from the eight-year-olds year, and one photo from the nine-year-olds year. The growth portfolio class may start at any time in the member's photography career. For an older member, the growth portfolio would represent any five years in the project, for example, years, 1,3,5,7 and 9 for a member having project enrollment totaling 9 years.

3. Photos must be 8" x 10" and may be color or black and white and must be unmounted.
4. An information sheet must accompany each photo giving brand and model of camera used to create the photo. The settings for focal length, aperture, mode and shutter speed must also be listed.
5. Skill set used to create the photo must be given and explained. Main goal for each year should be listed.
6. Beginning with photo 2, member description of GROWTH in project skill must be included on information sheet.
7. Exhibit will consist of photos arranged in chronological order of enrollment, information sheet on each photo, and all information listed in #5 and #6. A portfolio book will be required to exhibit.

Career Portfolio

1. Member must have been enrolled in Photography for 5 (five) or more years OR member must be age 15 -19 and been enrolled in photography for at least two (2) years.
2. Exhibit will consist of ten (10) 8" x 10" photos showing skill development in one of the following photography areas: Portraiture, Special Effects (not done with computer), Landscape, Photojournalism, Black and White, Nature/Wildlife or Graphic Design (computer skills with photos). Photos may have been created over multiple project years.
3. Photos may be color except if Black and White option is chosen and must be unmounted.
4. An information sheet must accompany each photo giving brand and model of camera used to create the photo. The settings for focal length, aperture, mode and shutter speed must also be listed.
5. A one page summary should accompany the portfolio listing the goal for pursuing this area of photography and what skills were learned while doing so. Mentors should be acknowledged. Career exploration can also be described.
6. Exhibit will be presented in a notebook designed for portfolio review with pages for required information from #4 and #5.

NOTE: A member may enter only one portfolio each year. For State Fair, the portfolio must have qualified at the County/District Level beginning with 4-H year 2022-2024.

4-H SELF DETERMINED – DEPT. 27

**Citizenship, Communications, Dog Care & Training, Exploring 4-H,
Family Studies, Health & Wellness, Leadership, Performing Arts,
Pets, Reading, and Welding**

Superintendent: Heather Corley

Grand Champion and Reserve Grand Champion Self Determined
Champion Self Determined Notebook

1. Self Determined is a project where 4-H members may choose a special topic to learn and do research. Self Determined is also used as a broader category to include projects where no other department is practical.
2. There are no Kansas State Fair classes for any of these projects except Dog; a 4-H Dog Show is held at the State Fair.
3. 4-Hers must be enrolled in the project they exhibit. Exhibit must be labeled with the project. **NOT LIVE DOGS - POSTERS!**
4. 4-Hers can exhibit 3 entries per project.

Sections:

1. Poster
2. Notebook
3. Display
4. Item or article

4-H SHOOTING SPORTS – DEPT. 28

Superintendent: Heather Corley

Grand Champion and Reserve Grand Champion Ribbons

1. **Exhibitors must comply with State and Federal Laws.** No “live” ammunition containing propellant or explosive powders may be used in any display! Artistic substitutes must be used in lieu of powder and “live” ammunition label artistic substitutes on back for clarification.
2. Name, county, age, and year in project should be in a prominent location on the front of the exhibit.
3. Exhibits can only be shown by 4-Hers with 4-H Certified Shooting Sports Programs.
4. No exhibits can feature reloads.
5. The educational display must be the standard tri-fold board **ONLY**, must not exceed standard tri-fold: 3’ wide x 4’ tall unless there is a topper that sits on top of the board and does not take up additional table space. Promotional posters must be flat and no larger than 22” x 30”. **THE EXHIBIT SIZE RULE WILL BE STRICTLY ENFORCED!** Exhibits exceeding the size guidelines will be penalized one ribbon color.

Sections:

1. Educational Display – must be directly related to the shooting sports

project, must be the standard tri-fold board ONLY, must not exceed standard tri-fold: 4' wide x 3' tall.

2. Promotional Poster – must be directly related to the shooting sports project, must be flat and no larger than 22" x 30". Must promote 4-H Shooting Sports.
3. Notebook. Contents pertain to some phase, results, story or information about 4-H Shooting Sports.

4-H STEM – DEPT. 29

Superintendent: Brandon Palmer

Assistant: Colton Palmer

Grand and Reserve Grand Champion Ribbons

Grand Champion STEM • Grand Champion Building Block Construction

Sections:

- Ag Mechanics Welding
- Building Block Engineering - Please build your construction on the lid of a clear plastic tote and put the tote over it to protect it.
- Astronomy
- Computer Science
- Robotics
- Aerospace Rocketry
- Uncrewed Aerial System
- 4-H STEM Educations exhibits, Posters, Notebooks and Display Boards. Please refer to the 2024 Kansas State Fair Entry Book for classes and guidelines:
<http://www.kansas4-h.org/events-activities/fairs/kansas-state-fair>

4-H VISUAL ARTS – DEPT. 30

Superintendent: Mary Cubit

Grand and Reserve Grand Champion Visual Arts

Most Original Visual Arts Exhibit

Most Creative Visual Arts Exhibit

Awards sponsored by: Seekers Not Slackers 4-H Club

1. Eight craft items can be exhibited.
2. Pictures/drawings must be mounted on cardboard with hangers or mounted in picture frames with hangers. Each piece of an exhibit needs to be labeled with exhibitor's name and 4-H Club.
3. Judges' evaluation of the suitability, creativeness, and values used in making the exhibit are final.
4. All 4-H craft items will be conference judged at the Saturday pre-fair judging day held at the Community Building from 8:30 a.m. to 10:30 a.m.

Classes:

1. Fine Arts
2. Clay and Ceramics
3. Leather and Jewelry
4. 3 Dimensional
5. General Crafts
6. Recycled Crafts

4-H WILDLIFE – DEPT. 31

Superintendent: Heather Corley

Grand Champion and Reserve Grand Champion Ribbons

1. One exhibit per section.
2. **Exhibitors must comply with State and Federal Laws.** It is illegal to possess threatened or endangered wildlife, or the feathers, nests, or eggs of non-game birds. Game birds and game animals taken legally during an open season may be used. The use of live wild animals in educational exhibits is prohibited.
3. Name, county, age and year in project should be in a prominent location on the exhibit.
4. Poster must not exceed 22" x 28". Educational displays must not exceed a maximum tri-fold size of 3' x 4'.

Sections:

1. Notebook: contents pertain to some phase, results, story or information about the wildlife project.
2. Promotional Poster: must be related to something learned in the wildlife project.
3. Educational Display: must be directly related to the wildlife project.
4. Experiential/Other Classes - Please refer to the 2024 Kansas State Fair Entry Book for classes and guidelines.

<http://www.kansas4-h.org/events-activities/fairs/kansas-state-fair>

4-H WOODWORKING – DEPT. 32

Superintendent: Brandon Palmer

Grand Champion and Reserve Grand Champion

*Awards sponsored by: David & Ruth Theis, Bill & Ruth Pracht,
in memory of Jay Bodenhamer*

1. Exhibitors may show two items per section.
2. The plan from which the item was constructed **MUST** be with the article exhibited. The plan may be a photocopy, the actual pattern, or a scale drawing. It must be complete and accurate to the extent that a duplicate article could be built using the plan as a guide. Projects with missing or insufficient plans will be lowered one ribbon placing.
3. Projects with unsecured glass (glass shelves, glass top of a coffee table) should not be brought to the fair. Glass secured in the project (glass front of a cabinet or gun case) is permissible since it cannot be easily removed.

4. The use of materials other than wood should be kept to a minimum.
5. 4-H woodworking projects eligible for exhibit at the Kansas State Fair will be handled the following way: Exhibits that can be packed into a car will be taken to the Kansas State Fair by Extension agents; exhibits too large to fit in a car are the exhibitor's responsibility for transport and pick-up at the State Fair.
6. Firearms and weapons are not to be entered or displayed.
7. Projects made from pre-cut kits are not allowed.

Classes:

1. Article for farm or shop use.
2. Furniture for household or lawn use.
3. Articles made at school.
4. Other woodworking articles not included in classes above such as: (bird houses, bird feeders, household equipment such as knife racks, bread boards, etc.).

FFA – DEPT. 33

Superintendents: Jeff Gillespie, Zach Edgerton

Grand Champion and Reserve Grand Champion Ribbons Given

1. All entries must be current year projects of FFA members in Anderson County.

Sections:

1. Shop article costing \$150 or more
2. Shop article costing under \$150

**Kansas Corn Growers
Association**

110 W. 4th Ave., Garnett, KS
www.ksgains.com • 785-448-6922



**Anderson County
FFA**

Jeff Gillespie, Advisor

Anderson County Noxious Weed Dept.

Vernon Yoder, Director
Office: 785-448-2327
Cell: 785-448-8042

Hours: 7 a.m. - 3:30 p.m. Mon.-Fri.

The Anderson County

Review

112 W. 6th St., Garnett, KS 66032
(785) 448-3121

Duane's Flowers



5 S. Jefferson Ave.
Iola, KS 66749

620.365.5723

Kristina DeLaTorre, Owner

Nature's Touch

117 W. 6th St., Garnett, KS
785.448.7152

Josephine's

Make Your Presents Felt

Everyday Gifts • Cards • Kitchen Utensils
421 S. Oak St., Garnett, KS 66032

**McAdam Framing
Custom Construction Work**



Jeremy McAdam • 785-304-2172

Good Luck to all the fair participants!
Enjoy the activities!

Julie Wettstein
Anderson County Clerk

**6TH AVENUE SALON
HAIR & NAILS**

427 W. 6th. Ave., Garnett, KS
Carol Kratzberg, 913-731-6816
& Kimmy King, 620-710-9088

M. A. C. Inspections



HOME INSPECTIONS
Jeremy McAdam, Inspector

macinspections.jm@gmail.com

30097 NE Wilson

Greeley, KS 66033

Providing peace of mind

TERRY J. SOLANDER

Attorney at Law

503 S. Oak St., Garnett, KS
785-448-6131 • Fax: 785-448-2475



**LIZER CROP
INSURANCE SERVICE**

REX LIZER, AGENT

201 N. Maple St., PO Box 51, Garnett, KS
785-448-3536 Office • 785-448-7567 Mobile
MPCI AND HAIL INSURANCE

Ben Yoder, Your Kansas Realtor/Auctioneer

The Kansas Property Place, LLC

Call/Text 785-448-4419 • Office 785-448-3999

www.KsPropertyPlace.com • Ben@KsPropertyPlace.com

501 E. 4th Ave., Garnett, KS

Randy & Betsy Bunnel

22411 SW 700 Rd.
Welda, KS

**ADDITIONAL 2024
ANDERSON COUNTY
FAIR SPONSORS**

Stay Grounded Coffee



Garnett Flowers

AND GIFTS
785.448.5531

Good Luck at the Fair



HONOR SHOWFEED DEALER
LeRoy Cooperative Association

LeRoy • 888-964-2225
Westphalia • 877-489-2521

Rod's Auto Repair & Custom Exhaust

Rod & Kim Wittman, Owners
Hwy 31 & Lakeview Dr.
Garnett, KS 66032
(785) 448-6535



The Place to Find Your Place!

www.KsPropertyPlace.com

501 E. 4th Ave., Garnett

785-448-3999

Now Offering Auction Services



LinkedIn



WILSON CHIROPRACTIC CLINIC

SPORTS, AUTO &
WORK INJURY CARE
414 W. First Ave.
Garnett, KS
(785) 448-6151

McGHEE'S FARRIER SERVICE

Brant McGhee
Colony, KS 66015
620.496-6573 (Cell)



TrustPoint

Insurance & Real Estate

114 W. 4th Ave.
Garnett, KS
785.448.3714

www.trustpointservices.net



4th Street Flea Market

ANTIQUES & COLLECTIBLES

121 E. 4th St.
Garnett, KS

Owners - Jim & Sarah Hollon
785.418.1060 • 785.418.1508



Hank Newton, Owner

785-204-1501 Call or Text

thepopcorncolonell8@gmail.com

All your popcorn needs for weddings,
events and personal orders.



Blake, Nicole and Holden Firestone

RED BARN VETERINARY SERVICE



Darrell R. Monfort D.V.M.

Leann Flowers D.V.M.

Belinda Garten D.V.M.

Brande Beyer D.V.M.

Megan Westerhold D.V.M.

1520 1300th St., Iola, KS

620-365-3964 • Fax: 620-365-8092

rbvs@redbarnvet.com

www.redbarnvet.com

Craig E. Cole Attorney at Law

114 E. 5th Ave.

Garnett, KS 66032

(785) 448-3515



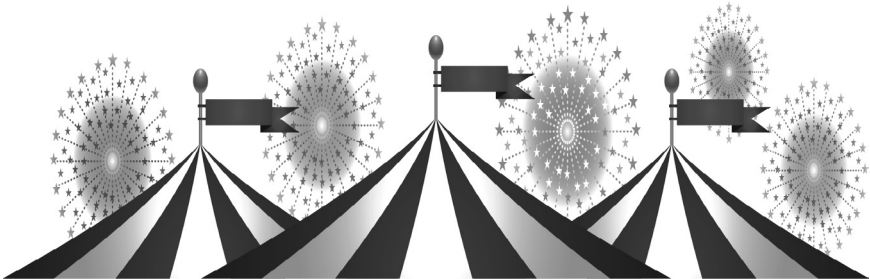
417 S. Oak St.

Garnett

EVERYDAY ESSENTIALS AND MORE, FOR LESS!

Derick & Laura Hollon, Owners
shop_everythingelse@yahoo.com

Located in downtown Garnett



RIDES , GAMES , FOOD , ENTERTAINMENT

THE BARN



RYAN'S PEST CONTROL 785.448.4323

Affordable Rates/Quality Service

236 N. Spruce St., Garnett, KS

Ryan Walter, Owner • ryanspestcontrol@embarqmail.com

- Residential Pest Control
- Commercial Pest Control
- Industrial Weed Control

A MEMBER OF

VISION SOURCE

MATTHEW SKAHAN, O.D.

skahaneyecare@gmail.com

www.visionsource-garnett.com

115 N. Maple St.
Garnett, KS 66032

T: 785.448.6879

T: 620.363.4341

F: 785.448.5522



Coaches: Randa Teagarden
& Benjamin Reese

 Jammin' Nutrition  @jamminnutritionks

What We Serve:

- Healthy Meal Replacement Shakes
- Energizing Herbal Teas
- Protein Coffee
- Pre and Post Workout Drinks
- Healthy Snack Options
- Full Customizable Menu



785.504.9414 • 146 E. 5th Ave. • Garnett, KS



Courtney Tucker

415 S. Oak St., Garnett, KS • 785.448.2284


courtney.tucker@agencywestins.com

www.agencywest-ins.com

POOVEY'S PRAIRIE ACRES

Bill and Rita Poovey

Westphalia, KS



BUNNY-HILL BOER GOATS

Bunnel Family

Welda, KS

785-448-7859

785-448-4201

Southside RV Park & Storage LLC

1312 S. Maple St., Garnett, KS

785-504-9100 or 785-448-8146

Free Wifi • 24-Hour Surveillance

Owners, Becky & Freddy Partida

Cleanup Courtesy of

CHORE-BOYZ-SERVICE LLC

Livestock Waste Management & Removal

Ron Peine-Owner/Operator, Greeley, KS

Manure hauling, spreading, loading, stables,
holding pens, feed lots, hay rings, etc.

913-636-1099

Limousin by Pracht

Bill & Ruth Pracht

20477 SW Florida Rd.

Westphalia, KS 66093

785-489-2413

Farmers State Bank

517 S. Oak St. • Garnett, KS 66032

785-448-5451

www.fsbkansas.com


913-352-8437
Pleasanton

Member
FDIC

913-756-2221
Blue Mound

Good Vibes & Best of Luck to all Fair Participants!

Alivia



LAZY B FARM

Emma

*Specializing in Lionheads,
Dwarf Hotot
& Pekin Ducks*

Email: tuffit65@gmail.com
Gardner, KS

913.702.6319

www.facebook.com/

Lazy-B-Farm-

411070392842053/

MILLER HARDWARE

703 N. Maple St.
Garnett, KS
785-448-3241

Your neighborhood **ACE**
Hardware

Penka Auto Repair

(785)-835-6699

171 US Hwy. 59
Richmond, KS 66080

Monday - Thursday • 7 a.m. - 6 p.m.

NOW DOING ALIGNMENTS AND TIRES



Rockers

785.835.6580

rockersphotography.com

\$10. off YOUR session can be combined
with other offers

Scipio weddings. children. family. seniors. events

SONIC DRIVE IN

supports the Anderson County Fair and
wishes all participants GOOD LUCK!
Stop by and check out our new

Happy Hour, Everyday 2-4 p.m.

1/2 Price Drinks & Slushes

Jason and Paula Sjorlund, Owners



Hwy. 59

Garnett

785-448-6393

WITTMAN AUTO PARTS

138 E. 6th Ave. • Garnett, KS


785-448-6611





Mon.-Fri. 7:30 a.m.-5:30 p.m.
Sat. 8 a.m.-Noon


Gold Key Realty

CARLA WALTER

 405 S. Maple St. Garnett, KS 66032

 (785) 448-7658

 carla@goldkeyrealtyks.com

 www.goldkeyrealtyks.com



EVERYTHING WE TOUCH TURNS TO SOLD

ANDERSON COUNTY ABSTRACT CO.

Linda White

109 E. Fourth Ave. • Garnett, KS 66032

Title Insurance & Closings

(785) 448-2426 • Fax: (785) 448-6999

H & R BLOCK

401 S. Oak St., PO Box 129

Garnett, KS 66032

(785) 448-6480



LIVE BEAUTIFULLY

**MONROE
816**

ESTD. GARNETT

*Your local source for home
decor, candles, gifts,
clothing and more.*

*Live beautifully with
Monroe 816.*

105 E. 4th Ave.

785-204-1277

info@monroe816.com

**Proud to Support the
Anderson County Fair!**



405 N. Maple St. • Garnett

785-448-3465

Dine-In, Carryout & Delivery

pizzahut.com

**BLAKE & HANNAH
THOMPSON
KINCAID, KS**



Quality breeding stock
for sale.

Contact 785-448-8512



QUALITY HOMEGROWN BEEF

Needing butcher beef
shares or individual cuts?

Call or Text

785-448-8515

Thanks

*to all 4-Her's, parents, grandparents and community for helping
make the Anderson County Fair a success!!*

Welcome to
**Garnett Family
Dental**

30 years of conscientious family dentistry

240 W. 4th Ave.

Garnett, KS

785-448-2487

garnettfamilydental.com



Veterinary Clinic

Davy Allison, DVM

Amanda Allison, DVM

Jessica Deyoe, DVM

Nicole Born, DVM

Alexis Arnett, DVM

1002 S. Hayes St., Garnett, KS


785-448-6454

6TH AVE BOUTIQUE & WESTERN WEAR

427 W. 6TH AVE., GARNETT • 785-448-2276
MON.-FRI. 10-6, SAT. 10-3

*We carry a large selection of
men's, women's and children's
clothing, boots, shoes, jewelry,
accessories and gift items.*

» ARIAT » ROCK AND ROLL
» PANHANDLE
» GRACE LA



410 N. Maple St., Garnett, KS
785-448-7106
Monday-Friday 7:30 am - 5:30 pm
Saturday 8:00 am - 4:00 pm

We offer: Key Cutting • Screen Repair • Lumber • Rental Equipment
DeWalt Tools • Larson Storm Doors • Ellison Windows

Mundell's Pumpkin Patch And Corn Maze



Sept. 28 - Oct. 27, 2024

Wednesday-Sunday • 10 a.m. to 6 p.m.

785-448-8186 • 785-243-0031

1662 S. Maple St. • Garnett, KS 66032



 **GillespieShowStock**

 **gillespieshowstock**

(785) 448-4920

(785) 433-1308

*Jeff • Karen
Hailey • Tyler • Braden*

 **Colony, KS**



7TH STREET GROCERY



- Bulk Foods
- Deli
- Freezer & Cooler Products
- Discount Groceries
- Garden Seeds



22800 NW 1700 Road, Garnett, KS
785-204-1961



Mon.-Fri. 8 a.m.-5:30 p.m. • Sat. 8 a.m.-4 p.m. • Closed Sunday



Richmond Body Works

Jake Stevenson | Laurie Stevenson
richmondbodyworks@embargmail.com

(785) 835-6395

175 U.S. 59 Hwy.

Fax: (785) 835-6396

Richmond, KS 66080

Find us on Facebook



601 S. Oak St.
Garnett, KS

785.448.3212

Jacob Rundle
Manager



*Good luck
with your competitions!*

Elizabeth L. Oliver

Anderson County Attorney

100 E. 4th Avenue
Garnett, KS



785-448-5703



BULLDOG CAR WASH

785.448.2966

103 KS-31 • Garnett, KS

Good Luck at the Fair!

Have Fun At The Fair!



Quality Structures
RICHMOND, KS

- Garages
- Hobby Shops
- Agricultural
- Equestrian
- Commercial

Building the Rural American Dream™

Free Estimates ▪ Free Consultations

785-835-6100

www.qualitystructures.com



FARM BUREAU FINANCIAL SERVICES

213 S. Maple St., Garnett, KS

785-448-6125

Amanda Jones

Agent

785-448-6125

AUTO. HOME. FARM.

LIFE. INVESTMENTS.

Kendra Louk

County Coordinator

785-448-0099

MEMBERSHIP BENEFITS.

Janice Parks

Crop Agent

785-448-4454

CROP/RAIN & HAIL.

Moran Locker

209 Cedar St. • Downtown Moran • 620.237.4331

Monday-Friday 8 a.m. - Noon • 1-5 p.m.

OVER 30 YEARS IN BUSINESS!

Ya'll
Come To
Moran Now
Ya Hear!



Butchering & Processing of

• Beef • Lamb • Goat

• Buffalo • Pork (*Curing Available*) **• Deer**

Whole, half or 1/4 beef as well as whole or half hog. Custom processing available.

Wednesday & Friday are butcher days.

By appointment only.

MULTIPLE GENERATIONS OF EXPERIENCE!

**The Bolling Family is proud
to boast four generations
of meat cutting experience!**

*At Moran Locker we buy from local growers
that we are very familiar with.*



GOOD CHECKS • FEDERAL RESERVE NOTES • ALL ARE ACCEPTED!



Great Health Starts with Great Primary Care

◆ **Schedule an appointment**

Family Care Center

785-448-2674

saintlukeskc.org/fcc

 **Anderson
County Hospital**
SAINT LUKE'S HEALTH SYSTEM



**East Kansas
Agri-Energy**

Fuel for the Future

*East Kansas Agri-Energy LLC
gladly supports the efforts of the
Anderson County Fair Association,
our community and our youth.*

East Kansas Agri-Energy, LLC
1304 S. Main St.
Garnett, KS 66032
785-448-2888
www.ekaellc.com

4-H & FFA AWARDS

GOLD SUPPORTER

TrustPoint Insurance & Real Estate

Brummel Farm Services

High Bar Cattle Company - Hyatt Frobose & Brandi Buzzard

J&S Farm - Joel & Stacy Sprague

McGhee Farms (Shirley McGhee) & Darren & Cindy McGhee

Ratliff Cattle

Newton Family

Major Popcorn

Cody & Lacie Davis

Colton & Morgan May

Limousin by Pracht - Bill & Ruth Pracht

Dwight Nelson & Dr. Sandi Otipoby

Dave & Sue Short

Firestone Farms & Show Pigs - Blake, Nicole, & Holden Firestone

Nick & Dani Durand - 5D Cattle Company

Vermillion Ranch

Rick & Connie Thompson

Kansas Generators

Gillespie Show Stock

Vital Pulse Therapy - Talon Jasper

Bar Cross Leather - Rayna Jasper

Graham School/Graham Farms

SILVER SUPPORTER

Donna's School of Dance

BRONZE SUPPORTER

Garnett Business & Professional Women

Nick & Erika Jimenez

Austin & Kendra Louk

Jenny Jasper

Rick Sumner

Flory Family Farm

Anipro/Xtraformance Nutrition

ANDERSON COUNTY PROUD

Johnson Farms

Les Rockers Family, Jess & Rachel Rockers

Hillhouse Angus Ranch (Tim Benton)

Charlie Holloran Family

Lazy B Farm, Billy & Deborah Lucas

4-H & FFA AWARDS CONTINUED

Rockers Photography - Ben & Katie Rockers

Doug & Debbie Davis

Michael & Angela McSpadden

John & Paula Walter

FRIENDS OF THE FAIR

Richard & Dorothy Miller

Richard & Jody Parks

Rockin H Ranch

Seekers Not Slackers 4-H Club

LEGACY SUPPORTERS

Matheu Egidy

In Memory of Tammy Egidy, given by Terry Egidy

Gayla Corley

Tom Peine Family

Ma & Pa Kettle Corn

David & Ruth Theis

Anderson County Conservation District

Bill & Ruth Pracht, in memory of Jay Bodenhamer

David & Angie Scheckel

The King Family

Eldon Riley

Pooveys Prairie Acres

Garnett Saddle Club

***The names listed above reflect sponsorships received by April 15, 2024.**

Thank You

*We wish to express our thanks
to all the volunteers, sponsors,
advertisers, 4-H and FFA families
and the community who help make the
Anderson County Fair a success.*

2023 ANDERSON COUNTY FAIR SALE BUYERS

4 Rivers
Adams Agency Crop Insurance
Amanda Jones Farm Bureau Agency
Anderson County Abstract
Anderson County Review / Garnett Publishing
AuBurn Pharmacy
Bank of Greeley
Austin Teter
Barnes Seed Service
Beachner Grain
Bill Gregory
Billy Graham Family
Bill & Mernie Barnes
Bill & Ruth Pracht
Brummel Farm Service
Carla Ewert
Cedar Valley Metal Supply
Countryside Veterinary Clinic
Crown Realty - Jennifer Chester
Dixie Brummel
Doug & Deb Davis
Dr. Kimball
Dudley Feuerborn
East Kansas Agri-Energy
Farm Bureau - Cindy Ecclefield
Farm Talk
Farmers State Bank
Feuerborn Family Funeral Service
Fort Scott Livestock
Gene Hermreck
Gillespie Show Stock
Graham School, Inc.
GSSB
GV Limousin
Heartland Tractor
Heritage Tractor
Hoegemeyer Seed
Holloway Farms
J&S Farms
Jaden Teter
J-D's Automotive
Jeff Francha
Joe Campin
John Adams
John & Mary Cubit
John Foltz Plumbing & Electric LLC
Kan Equip
Kansas Generators
Kansas Property Place
L & R Spray Foam
Landmark Bank
LeRoy Cooperative
Lutz Farms
Lynn Wilson Chiropractor
Manspeaker Farms
McGhee Farms
MFA Oil
Mike & Cathy Barnes
Mike Kilet
Mont Ida Meats
Moran Locker
Mr. & Mrs. Carl Nichols
NAPA Wittman
Natures Touch
Our Market
Overbrook Livestock
Patriots Bank
Tom Peine
Pracht Trucking
Prairie Land Partners, Iola
PSI Personal Service Insurance
R & F Farm Supply Inc.
R & R Equipment
Raymond & Lori Beckman
Red Barn Veterinary Services
Richmond Body Works
RJ Energy LLC
Ron Ratliff Buying Station
Ryan Disbrow State Farm Insurance
Schulte Investment
Short Stop
Sigg Motors
Sonic Drive-In
Superior Masonry
Tom & JoAnn Johnson
Tom Adams Construction
Tom Miller
Truly Insurance
Trust Point Insurance
Valley R Agri-Services
Victory Ford
Wes' Recycling
Whitaker Aggregates, Inc.
Wolken Plumbing and Electric Inc.
Wolken Tire